

SWISSCOM AG FUTURE (SCMH) - EUX/202412

2024/04/25 18:47:22

Price
510.9386 CHF

Difference  **-0.78% (-4.03)**

General attributes

Symbol	SCMHZ24
Exchange	Eurex
Currency	CHF
Security type	Future
Underlying	SWISSCOM AG
Maturity	12-2024
Contract size	10

Market data

Bid (Bid size)	- CHF (-)
Ask (Ask size)	- CHF (-)
Open	510.9386 CHF
High	510.9386 CHF
Low	510.9386 CHF
Close (prev. day)	514.9712 CHF
Underlying	SWISSCOM AG
Underlying price (date)	504.50 (24/04/26)
Settlement price (date)	510.94 (24/04/25)
Open Interest	0

Performance and Risk

	6m	1Y	3Y
Perf (%)	-2.72%	-15.62%	-
Perf (abs.)	-14.29	-94.56	-
Beta	-	-	-
Volatility	16.60	14.63	-

Futures and Options

Related Futures	-
Related Options	-

5Y












Information about previous performance does not guarantee future performance.
Source: FactSet

Price data

Ø price 5 days Ø volume 5 days (pcs.)	518.8506 CHF (0)
Ø price 30 days Ø volume 30 days (pcs.)	521.1690 CHF (0)
Ø price 100 days Ø volume 100 days (pcs.)	504.3805 CHF (0)
Ø price 250 days Ø volume 250 days (pcs.)	526.4643 CHF (0)
YTD High date	542.5406 CHF (2024/03/27)
YTD Low date	484.8332 CHF (2024/02/12)
52 Weeks High date	619.3575 CHF (2023/05/03)
52 Weeks Low date	484.8332 CHF (2024/02/12)

Recent Research

on sector		on market	
Date		Headline	Download
2024/04/26		Global Equity Ratings	
2024/04/03		Global Equity Ratings	
2024/03/13		Global Equity Ratings	
2024/02/22		Global Equity Ratings	
2024/02/14		Global Equity Ratings	