

# SWISSCOM AG FUTURE (SCMH) - EUX/202412

2024/04/24 18:35:59

**Price**  
**514.9712** CHF

**Difference**  **-1.07% (-5.56)**

### General attributes

Symbol	SCMHZ24
Exchange	Eurex
Currency	CHF
Security type	Future
Underlying	SWISSCOM AG
Maturity	12-2024
Contract size	10

### Market data

Bid (Bid size)	- CHF (-)
Ask (Ask size)	- CHF (-)
Open	514.9712 CHF
High	514.9712 CHF
Low	514.9712 CHF
Close (prev. day)	520.5315 CHF
Underlying	SWISSCOM AG
Underlying price (date)	510.50 (24/04/24)
Settlement price (date)	514.97 (24/04/24)
Open Interest	0

### Performance and Risk

	6m	1Y	3Y
Perf (%)	-0.90%	-14.07%	-
Perf (abs.)	-4.74	-85.23	-
Beta	-	-	-
Volatility	16.49	14.59	-

### Futures and Options

Related Futures	-
Related Options	-

5Y










Information about previous performance does not guarantee future performance.  
Source: FactSet

### Price data

Ø price 5 days   Ø volume 5 days (pcs.)	520.5210 CHF (0)
Ø price 30 days   Ø volume 30 days (pcs.)	519.9845 CHF (0)
Ø price 100 days   Ø volume 100 days (pcs.)	504.1287 CHF (0)
Ø price 250 days   Ø volume 250 days (pcs.)	527.2528 CHF (0)
YTD High   date	542.5406 CHF (2024/03/27)
YTD Low   date	484.8332 CHF (2024/02/12)
52 Weeks High   date	619.3575 CHF (2023/05/03)
52 Weeks Low   date	484.8332 CHF (2024/02/12)

### Recent Research

on sector		on market	
Date		Headline	Download
2024/04/03		Global Equity Ratings	
2024/03/13		Global Equity Ratings	
2024/02/22		Global Equity Ratings	
2024/02/14		Global Equity Ratings	
2024/01/23		Global Equity Ratings	