

# SWISSCOM AG FUTURE (SCMH) - EUX/202412

2024/05/29 18:45:46

**Price**  
**493.6511** CHF

**Difference**  **-0.40% (-1.98)**

### General attributes

Symbol	SCMHZ24
Exchange	Eurex
Currency	CHF
Security type	Future
Underlying	SWISSCOM AG
Maturity	12-2024
Contract size	10

### Market data

Bid (Bid size)	- CHF (-)
Ask (Ask size)	- CHF (-)
Open	493.6511 CHF
High	493.6511 CHF
Low	493.6511 CHF
Close (prev. day)	495.6274 CHF
Underlying	SWISSCOM AG
Underlying price (date)	489.20 (24/05/30)
Settlement price (date)	493.65 (24/05/29)
Open Interest	0

### Performance and Risk

	6m	1Y	3Y
Perf (%)	-1.44%	-13.71%	-
Perf (abs.)	-7.23	-78.46	-
Beta	-	-	-
Volatility	13.50	14.30	-

### Futures and Options

Related Futures	-
Related Options	-

5Y












Information about previous performance does not guarantee future performance.  
Source: FactSet

### Price data

Ø price 5 days   Ø volume 5 days (pcs.)	495.6441 CHF (0)
Ø price 30 days   Ø volume 30 days (pcs.)	506.1904 CHF (0)
Ø price 100 days   Ø volume 100 days (pcs.)	505.5649 CHF (0)
Ø price 250 days   Ø volume 250 days (pcs.)	519.1279 CHF (0)
YTD High   date	542.5406 CHF (2024/03/27)
YTD Low   date	484.8332 CHF (2024/02/12)
52 Weeks High   date	574.4437 CHF (2023/05/31)
52 Weeks Low   date	484.8332 CHF (2024/02/12)

### Recent Research

on sector		on market	
Date		Headline	Download
2024/05/29		Global Equity Ratings	
2024/04/26		Global Equity Ratings	
2024/04/03		Global Equity Ratings	
2024/03/13		Global Equity Ratings	
2024/02/22		Global Equity Ratings	