

SWISSCOM AG FUTURE (SCMH) - EUX/202412

2024/04/12 18:41:08

Price
522.7823 CHF

Difference  0.08% (0.44)

General attributes

Symbol	SCMHZ24
Exchange	Eurex
Currency	CHF
Security type	Future
Underlying	SWISSCOM AG
Maturity	12-2024
Contract size	10

Market data

Bid (Bid size)	- CHF (-)
Ask (Ask size)	- CHF (-)
Open	522.7823 CHF
High	522.7823 CHF
Low	522.7823 CHF
Close (prev. day)	522.3427 CHF
Underlying	SWISSCOM AG
Underlying price (date)	516.50 (24/04/15)
Settlement price (date)	522.78 (24/04/12)
Open Interest	0

Performance and Risk

	6m	1Y	3Y
Perf (%)	-2.73%	-13.13%	-
Perf (abs.)	-14.70	-79.01	-
Beta	-	-	-
Volatility	16.25	14.41	-

Futures and Options

Related Futures	-
Related Options	-

5Y












Information about previous performance does not guarantee future performance.
Source: FactSet

Price data

Ø price 5 days Ø volume 5 days (pcs.)	523.4152 CHF (0)
Ø price 30 days Ø volume 30 days (pcs.)	513.8322 CHF (0)
Ø price 100 days Ø volume 100 days (pcs.)	502.9653 CHF (0)
Ø price 250 days Ø volume 250 days (pcs.)	529.7669 CHF (0)
YTD High date	542.5406 CHF (2024/03/27)
YTD Low date	484.8332 CHF (2024/02/12)
52 Weeks High date	619.3575 CHF (2023/05/03)
52 Weeks Low date	484.8332 CHF (2024/02/12)

Recent Research

on sector		on market	
Date		Headline	Download
2024/04/03		Global Equity Ratings	
2024/03/13		Global Equity Ratings	
2024/02/22		Global Equity Ratings	
2024/02/14		Global Equity Ratings	
2024/01/23		Global Equity Ratings	