

SWISSCOM AG FUTURE (SCMH) - EUX/202412

2023/03/20 18:43:07

Price
564.801 CHF

Difference  1.16% (6.46)

General attributes

Symbol	SCMHZ24
Exchange	Eurex
Currency	CHF
Security type	Future
Underlying	SWISSCOM AG
Maturity	12-2024
Contract size	10

Market data

Bid (Bid size)	- CHF (-)
Ask (Ask size)	- CHF (-)
Open	564.801 CHF
High	564.801 CHF
Low	564.801 CHF
Close (prev. day)	558.3423 CHF
Underlying	SWISSCOM AG
Underlying price (date)	587.80 (23/03/20)
Settlement price (date)	564.80 (23/03/20)
Open Interest	0

Performance and Risk

	6m	1Y	3Y
Perf (%)	+15.18%	+11.64%	-
Perf (abs.)	+73.60	+58.21	-
Beta	-	-	-
Volatility	17.90	17.46	16.88

Futures and Options

Related Futures	-
Related Options	-

5Y











Information about previous performance does not guarantee future performance.
Source: FactSet

Price data

Ø price 5 days Ø volume 5 days (pcs.)	558.813 CHF (0)
Ø price 30 days Ø volume 30 days (pcs.)	554.447 CHF (0)
Ø price 100 days Ø volume 100 days (pcs.)	508.451 CHF (0)
Ø price 250 days Ø volume 250 days (pcs.)	502.439 CHF (0)
YTD High date	569.615 CHF (2023/03/09)
YTD Low date	483.809 CHF (2023/01/02)
52 Weeks High date	569.615 CHF (2023/03/09)
52 Weeks Low date	425.793 CHF (2022/10/13)

Recent Research

on sector		on market	
Date		Headline	Download
2023/03/16		Global Equity Ratings	
2023/03/10		Global Equity Ratings	
2023/02/27		Global Equity Ratings	
2023/02/07		Global Equity Ratings	
2023/01/30		Global Equity Ratings	