

SWISSCOM AG FUTURE (SCMH) - EUX/202412

2023/02/03 19:20:45

Price
517.4486 CHF

Difference  0.47% (2.40)

General attributes

Symbol	SCMHZ24
Exchange	Eurex
Currency	CHF
Security type	Future
Underlying	SWISSCOM AG
Maturity	12-2024
Contract size	10

Market data

Bid (Bid size)	- CHF (-)
Ask (Ask size)	- CHF (-)
Open	517.4486 CHF
High	517.4486 CHF
Low	517.4486 CHF
Close (prev. day)	515.0486 CHF
Underlying	SWISSCOM AG
Underlying price (date)	541.60 (23/02/03)
Settlement price (date)	517.45 (23/02/03)
Open Interest	0

Performance and Risk

	6m	1Y	3Y
Perf (%)	+8.32%	+8.16%	-
Perf (abs.)	+39.72	+39.05	-
Beta	-	-	-
Volatility	17.71	17.45	16.90

Futures and Options

Related Futures	-
Related Options	-

5Y











Information about previous performance does not guarantee future performance.
Source: FactSet

Price data

Ø price 5 days Ø volume 5 days (pcs.)	517.5749 CHF (0)
Ø price 30 days Ø volume 30 days (pcs.)	505.7591 CHF (0)
Ø price 100 days Ø volume 100 days (pcs.)	475.8764 CHF (0)
Ø price 250 days Ø volume 250 days (pcs.)	495.5895 CHF (0)
YTD High date	520.2263 CHF (2023/02/01)
YTD Low date	483.8093 CHF (2023/01/02)
52 Weeks High date	558.1709 CHF (2022/05/04)
52 Weeks Low date	425.7934 CHF (2022/10/13)

Recent Research

on sector		on market	
Date		Headline	Download
2023/01/30		Global Equity Ratings	
2023/01/09		Global Equity Ratings	
2022/12/19		Global Equity Ratings	
2022/11/28		Global Equity Ratings	
2022/11/18		Global Equity Ratings	