

UNITEDHEALTH GROUP INC. FUTURE (UNHF) - EUX/202412

2024/09/18 18:41:39

Price
587.4424 USD

Difference  -0.06% (-0.33)

General attributes

Symbol	UNHFZ24
Exchange	Eurex
Currency	USD
Security type	Future
Underlying	UNITEDHEALTH GROUP INC.
Maturity	12-2024
Contract size	100

Market data

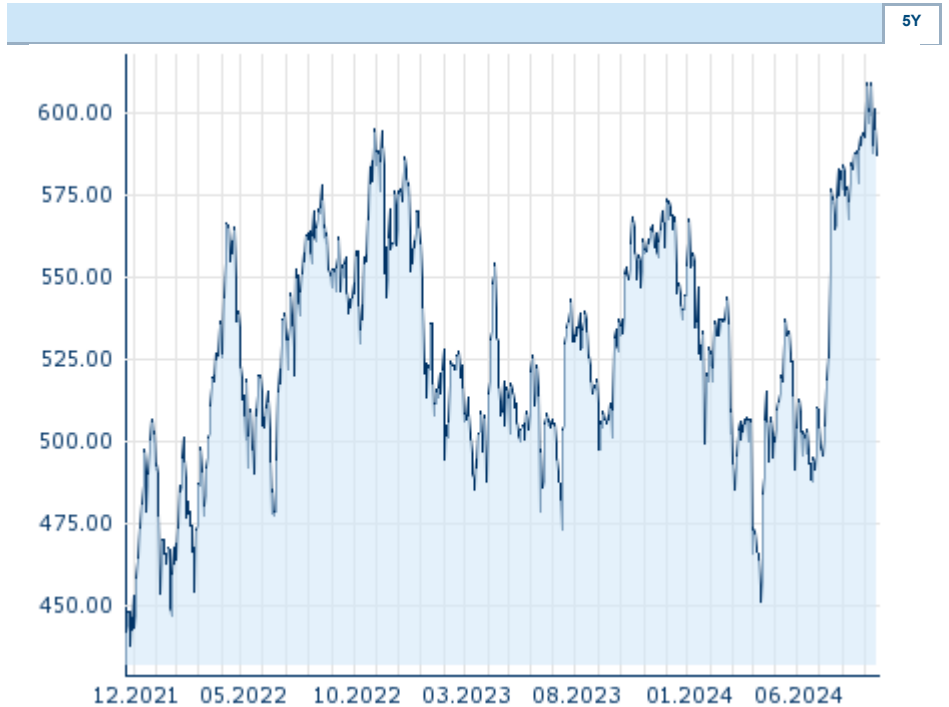
Bid (Bid size)	- USD (-)
Ask (Ask size)	- USD (-)
Open	587.4424 USD
High	587.4424 USD
Low	587.4424 USD
Close (prev. day)	587.7712 USD
Underlying	UNITEDHEALTH GROUP INC.
Underlying price (date)	580.65 (24/09/18)
Settlement price (date)	587.44 (24/09/18)
Open Interest	0

Performance and Risk

	6m	1Y	3Y
Perf (%)	+16.78%	+14.96%	-
Perf (abs.)	+84.40	+76.43	-
Beta	-	-	-
Volatility	25.78	24.27	-

Futures and Options

Related Futures	-
Related Options	-












Information about previous performance does not guarantee future performance.
Source: FactSet

Price data

Ø price 5 days Ø volume 5 days (pcs.)	592.6515 USD (0)
Ø price 30 days Ø volume 30 days (pcs.)	590.3529 USD (0)
Ø price 100 days Ø volume 100 days (pcs.)	544.2303 USD (0)
Ø price 250 days Ø volume 250 days (pcs.)	537.1527 USD (0)
YTD High date	609.2772 USD (2024/09/10)
YTD Low date	451.3411 USD (2024/04/12)
52 Weeks High date	609.2772 USD (2024/09/10)
52 Weeks Low date	451.3411 USD (2024/04/12)

Recent Research

on underlying	on sector	on market	
Date		Headline	Download
2024/09/11		Global Equity Ratings	
2024/09/05		Global Equity Ratings	
2024/08/12		Global Equity Ratings	
2024/07/24		Global Equity Ratings	
2024/07/12		Global Equity Ratings	