

UNITEDHEALTH GROUP INC. FUTURE (UNHF) - EUX/202412

2024/04/24 18:36:14

Price
494.3396 USD

Difference  -1.18% (-5.91)

General attributes

Symbol	UNHFZ24
Exchange	Eurex
Currency	USD
Security type	Future
Underlying	UNITEDHEALTH GROUP INC.
Maturity	12-2024
Contract size	100

Market data

Bid (Bid size)	- USD (-)
Ask (Ask size)	- USD (-)
Open	494.3396 USD
High	494.3396 USD
Low	494.3396 USD
Close (prev. day)	500.2451 USD
Underlying	UNITEDHEALTH GROUP INC.
Underlying price (date)	484.06 (24/04/24)
Settlement price (date)	494.34 (24/04/24)
Open Interest	0

Performance and Risk

	6m	1Y	3Y
Perf (%)	-8.93%	-1.58%	-
Perf (abs.)	-49.06	-8.05	-
Beta	-	-	-
Volatility	27.04	25.44	-

Futures and Options

Related Futures	-
Related Options	-












5Y

Information about previous performance does not guarantee future performance.
Source: FactSet

Price data

Ø price 5 days Ø volume 5 days (pcs.)	503.8010 USD (0)
Ø price 30 days Ø volume 30 days (pcs.)	490.5489 USD (0)
Ø price 100 days Ø volume 100 days (pcs.)	523.6407 USD (0)
Ø price 250 days Ø volume 250 days (pcs.)	525.1667 USD (0)
YTD High date	567.7368 USD (2024/01/04)
YTD Low date	451.3411 USD (2024/04/12)
52 Weeks High date	573.8009 USD (2023/12/01)
52 Weeks Low date	451.3411 USD (2024/04/12)

Recent Research

on underlying	on sector	on market	
Date		Headline	Download
2024/04/03		Global Equity Ratings	
2024/03/13		Global Equity Ratings	
2024/02/22		Global Equity Ratings	
2024/02/14		Global Equity Ratings	
2024/01/23		Global Equity Ratings	