

ROYAL CARRIBEAN CRUISES GROUP FUTURE (RCLF) - EUX/202412

2024/07/17 18:46:10

Price
170.1601 USD

Difference  -2.38% (-4.14)

General attributes

Symbol	RCLFZ24
Exchange	Eurex
Currency	USD
Security type	Future
Underlying	ROYAL CARIBBEAN CRUISES LTD
Maturity	12-2024
Contract size	100

Market data

Bid (Bid size)	- USD (-)
Ask (Ask size)	- USD (-)
Open	170.1601 USD
High	170.1601 USD
Low	170.1601 USD
Close (prev. day)	174.3001 USD
Underlying	ROYAL CARIBBEAN CRUISES LTD
Underlying price (date)	164.46 (24/07/17)
Settlement price (date)	170.16 (24/07/17)
Open Interest	0

Performance and Risk

	6m	1Y	3Y
Perf (%)	+33.03%	+62.87%	-
Perf (abs.)	+42.25	+65.68	-
Beta	-	-	-
Volatility	30.34	33.22	-

Futures and Options

Related Futures	-
Related Options	-












Information about previous performance does not guarantee future performance.
Source: FactSet

Price data

Ø price 5 days Ø volume 5 days (pcs.)	169.6476 USD (0)
Ø price 30 days Ø volume 30 days (pcs.)	160.4511 USD (0)
Ø price 100 days Ø volume 100 days (pcs.)	146.5133 USD (0)
Ø price 250 days Ø volume 250 days (pcs.)	125.0892 USD (0)
YTD High date	174.3001 USD (2024/07/16)
YTD Low date	118.3524 USD (2024/02/20)
52 Weeks High date	174.3001 USD (2024/07/16)
52 Weeks Low date	83.5069 USD (2023/10/20)

Recent Research

on sector		on market	
Date		Headline	Download
2024/07/12		Global Equity Ratings	
2024/06/21		Global Equity Ratings	
2024/06/14		Global Equity Ratings	
2024/05/29		Global Equity Ratings	
2024/04/26		Global Equity Ratings	