

SCHNEIDER ELECTRIC SE FUTURE (SNDH) - EUX/202412

2024/04/22 18:36:59

Price
206.727 EUR

Difference  **-1.89% (-3.97)**

General attributes

| | |
|---------------|-----------------------|
| Symbol | SNDHZ24 |
| Exchange | Eurex |
| Currency | EUR |
| Security type | Future |
| Underlying | SCHNEIDER ELECTRIC SE |
| Maturity | 12-2024 |
| Contract size | 100 |

Market data

| | |
|-------------------------|-----------------------|
| Bid (Bid size) | - EUR (-) |
| Ask (Ask size) | - EUR (-) |
| Open | 206.727 EUR |
| High | 206.727 EUR |
| Low | 206.727 EUR |
| Close (prev. day) | 210.7002 EUR |
| Underlying | SCHNEIDER ELECTRIC SE |
| Underlying price (date) | 209.15 (24/04/23) |
| Settlement price (date) | 206.73 (24/04/22) |
| Open Interest | 0 |

Performance and Risk

| | 6m | 1Y | 3Y |
|-------------|---------|---------|----|
| Perf (%) | +42.41% | +32.18% | - |
| Perf (abs.) | +61.57 | +50.33 | - |
| Beta | - | - | - |
| Volatility | 22.45 | 21.95 | - |

Futures and Options

| | |
|-----------------|---|
| Related Futures | - |
| Related Options | - |

5Y













Information about previous performance does not guarantee future performance.
 Source: FactSet

Price data

| | |
|---|--------------------------|
| Ø price 5 days Ø volume 5 days (pcs.) | 211.639 EUR (0) |
| Ø price 30 days Ø volume 30 days (pcs.) | 213.848 EUR (0) |
| Ø price 100 days Ø volume 100 days (pcs.) | 196.582 EUR (0) |
| Ø price 250 days Ø volume 250 days (pcs.) | 176.661 EUR (0) |
| YTD High date | 221.332 EUR (2024/03/22) |
| YTD Low date | 176.208 EUR (2024/01/05) |
| 52 Weeks High date | 221.332 EUR (2024/03/22) |
| 52 Weeks Low date | 142.935 EUR (2023/10/24) |

Recent Research

| on underlying | on sector | on market | |
|---------------|---|-----------------------|---|
| Date | | Headline | Download |
| 2024/04/03 |  | Global Equity Ratings |  |
| 2024/03/13 |  | Global Equity Ratings |  |
| 2024/02/22 |  | Global Equity Ratings |  |
| 2024/02/14 |  | Global Equity Ratings |  |
| 2024/01/23 |  | Global Equity Ratings |  |