

## UNILEVER PLC FUTURE (UNIH) - EUX/202412

2024/10/18 19:07:38

Price  
**57.9184** EURDifference  -0.60% (-0.35)

## General attributes

Symbol	UNIHZ24
Exchange	Eurex
Currency	EUR
Security type	Future
Underlying	UNILEVER PLC
Maturity	12-2024
Contract size	100

## Market data

Bid (Bid size)	- EUR (-)
Ask (Ask size)	- EUR (-)
Open	57.9184 EUR
High	57.9184 EUR
Low	57.9184 EUR
Close (prev. day)	58.2681 EUR
Underlying	UNILEVER PLC
Underlying price (date)	4.831.00 (24/10/18)
Settlement price (date)	57.92 (24/10/18)
Open Interest	5,000

## Performance and Risk

	6m	1Y	3Y
Perf (%)	+31.29%	+25.48%	-
Perf (abs.)	+13.80	+11.76	-
Beta	-	-	-
Volatility	15.99	15.28	-

## Futures and Options

Related Futures	-
Related Options	-












Information about previous performance does not guarantee future performance.  
Source: FactSet

## Price data

Ø price 5 days   Ø volume 5 days (pcs.)	58.0441 EUR (0)
Ø price 30 days   Ø volume 30 days (pcs.)	58.1755 EUR (167)
Ø price 100 days   Ø volume 100 days (pcs.)	55.4986 EUR (50)
Ø price 250 days   Ø volume 250 days (pcs.)	49.5877 EUR (20)
YTD High   date	59.8917 EUR (2024/09/09)
YTD Low   date	42.9572 EUR (2024/01/22)
52 Weeks High   date	59.8917 EUR (2024/09/09)
52 Weeks Low   date	42.9572 EUR (2024/01/22)

## Recent Research

on underlying		on sector	
Date		Headline	Download
2024/09/27		Global Equity Ratings	
2024/09/11		Global Equity Ratings	
2024/09/05		Global Equity Ratings	
2024/08/12		Global Equity Ratings	
2024/07/24		Global Equity Ratings	