

UNILEVER PLC FUTURE (UNIH) - EUX/202412

2024/09/13 18:35:57

Price
58.7967 EURDifference  0.37% (0.22)

General attributes

Symbol	UNIHZ24
Exchange	Eurex
Currency	EUR
Security type	Future
Underlying	UNILEVER PLC
Maturity	12-2024
Contract size	100

Market data

Bid (Bid size)	- EUR (-)
Ask (Ask size)	- EUR (-)
Open	58.7967 EUR
High	58.7967 EUR
Low	58.7967 EUR
Close (prev. day)	58.5804 EUR
Underlying	UNILEVER PLC
Underlying price (date)	4,953.00 (24/09/16)
Settlement price (date)	58.80 (24/09/13)
Open Interest	0

Performance and Risk

	6m	1Y	3Y
Perf (%)	+28.56%	+24.36%	-
Perf (abs.)	+13.06	+11.52	-
Beta	-	-	-
Volatility	16.92	15.38	-

Futures and Options

Related Futures	-
Related Options	-











5Y

Information about previous performance does not guarantee future performance.
Source: FactSet

Price data

Ø price 5 days Ø volume 5 days (pcs.)	59.1279 EUR (0)
Ø price 30 days Ø volume 30 days (pcs.)	57.3403 EUR (0)
Ø price 100 days Ø volume 100 days (pcs.)	53.4289 EUR (0)
Ø price 250 days Ø volume 250 days (pcs.)	48.4173 EUR (0)
YTD High date	59.8917 EUR (2024/09/09)
YTD Low date	42.9572 EUR (2024/01/22)
52 Weeks High date	59.8917 EUR (2024/09/09)
52 Weeks Low date	42.9572 EUR (2024/01/22)

Recent Research

on underlying		on sector	
Date		Headline	Download
2024/09/11		Global Equity Ratings	
2024/09/05		Global Equity Ratings	
2024/08/12		Global Equity Ratings	
2024/07/24		Global Equity Ratings	
2024/07/12		Global Equity Ratings	