

# UNILEVER PLC FUTURE (UNIH) - EUX/202412

2024/04/26 18:32:12

Price  
**48.2003** EUR

Difference  1.42% (0.67)

### General attributes

|               |              |
|---------------|--------------|
| Symbol        | UNIHZ24      |
| Exchange      | Eurex        |
| Currency      | EUR          |
| Security type | Future       |
| Underlying    | UNILEVER PLC |
| Maturity      | 12-2024      |
| Contract size | 100          |

### Market data

|                         |                     |
|-------------------------|---------------------|
| Bid (Bid size)          | - EUR (-)           |
| Ask (Ask size)          | - EUR (-)           |
| Open                    | 48.2003 EUR         |
| High                    | 48.2003 EUR         |
| Low                     | 48.2003 EUR         |
| Close (prev. day)       | 47.5269 EUR         |
| Underlying              | UNILEVER PLC        |
| Underlying price (date) | 4,133.00 (24/04/26) |
| Settlement price (date) | 48.20 (24/04/26)    |
| Open Interest           | 0                   |

### Performance and Risk

|             | 6m     | 1Y     | 3Y |
|-------------|--------|--------|----|
| Perf (%)    | +7.32% | -2.52% | -  |
| Perf (abs.) | +3.29  | -1.25  | -  |
| Beta        | -      | -      | -  |
| Volatility  | 15.98  | 14.95  | -  |

### Futures and Options

|                 |   |
|-----------------|---|
| Related Futures | - |
| Related Options | - |

5Y













Information about previous performance does not guarantee future performance.  
Source: FactSet

### Price data

|   |                          |
|---|--------------------------|
| Ø price 5 days   Ø volume 5 days (pcs.)     | 46.0713 EUR (0)          |
| Ø price 30 days   Ø volume 30 days (pcs.)   | 45.3272 EUR (0)          |
| Ø price 100 days   Ø volume 100 days (pcs.) | 45.0216 EUR (0)          |
| Ø price 250 days   Ø volume 250 days (pcs.) | 46.1764 EUR (0)          |
| YTD High   date                             | 48.2003 EUR (2024/04/26) |
| YTD Low   date                              | 42.9572 EUR (2024/01/22) |
| 52 Weeks High   date                        | 50.5918 EUR (2023/04/28) |
| 52 Weeks Low   date                         | 42.9572 EUR (2024/01/22) |

### Recent Research

| on underlying |   | on sector             |   |
|---------------|---|-----------------------|---|
| Date          |   | Headline              | Download  |
| 2024/04/26    |  | Global Equity Ratings |  |
| 2024/04/03    |  | Global Equity Ratings |  |
| 2024/03/13    |  | Global Equity Ratings |  |
| 2024/02/22    |  | Global Equity Ratings |  |
| 2024/02/14    |  | Global Equity Ratings |  |