

# SES GLOBAL S.A. FUTURE (SESF) - EUX/202412

2024/07/16 18:51:04

**Price**  
**4.7172** EUR  
 Difference  0.51% (0.02)

### General attributes

Symbol	SESFZ24
Exchange	Eurex
Currency	EUR
Security type	Future
Underlying	SES S.A.
Maturity	12-2024
Contract size	100

### Market data

Bid (Bid size)	- EUR (-)
Ask (Ask size)	- EUR (-)
Open	4.7172 EUR
High	4.7172 EUR
Low	4.7172 EUR
Close (prev. day)	4.6933 EUR
Underlying	SES S.A.
Underlying price (date)	5.01 (24/07/17)
Settlement price (date)	4.72 (24/07/16)
Open Interest	0

### Performance and Risk

	6m	1Y	3Y
Perf (%)	-17.74%	-11.37%	-
Perf (abs.)	-1.02	-0.61	-
Beta	-	-	-
Volatility	41.73	39.79	-

### Futures and Options

Related Futures	-
Related Options	-











Information about previous performance does not guarantee future performance.  
 Source: FactSet

### Price data

Ø price 5 days   Ø volume 5 days (pcs.)	4.6981 EUR (0)
Ø price 30 days   Ø volume 30 days (pcs.)	4.7824 EUR (0)
Ø price 100 days   Ø volume 100 days (pcs.)	5.1582 EUR (0)
Ø price 250 days   Ø volume 250 days (pcs.)	5.4809 EUR (0)
YTD High   date	6.0253 EUR (2024/02/27)
YTD Low   date	4.4193 EUR (2024/05/03)
52 Weeks High   date	6.7249 EUR (2023/08/09)
52 Weeks Low   date	4.4193 EUR (2024/05/03)

### Recent Research

on sector	on market		
Date		Headline	Download
2024/07/12		Global Equity Ratings	
2024/06/21		Global Equity Ratings	
2024/06/14		Global Equity Ratings	
2024/05/29		Global Equity Ratings	
2024/04/26		Global Equity Ratings	