

# TEXAS INSTRUMENTS INC. FUTURE (TXNF) - EUX/202412

2024/08/15 18:48:40

Price  
**204.5877** USD

Difference  3.13% (6.21)

### General attributes

Symbol	TXNFZ24
Exchange	Eurex
Currency	USD
Security type	Future
Underlying	TEXAS INSTRUMENTS INC
Maturity	12-2024
Contract size	100

### Market data

Bid (Bid size)	- USD (-)
Ask (Ask size)	- USD (-)
Open	204.5877 USD
High	204.5877 USD
Low	204.5877 USD
Close (prev. day)	198.3761 USD
Underlying	TEXAS INSTRUMENTS INC
Underlying price (date)	199.25 (24/08/16)
Settlement price (date)	204.59 (24/08/15)
Open Interest	0

### Performance and Risk

	6m	1Y	3Y
Perf (%)	+25.22%	+17.75%	-
Perf (abs.)	+41.20	+30.83	-
Beta	-	-	-
Volatility	24.66	23.62	-

### Futures and Options

Related Futures	-
Related Options	-

5Y








Information about previous performance does not guarantee future performance.  
Source: FactSet

### Price data

Ø price 5 days   Ø volume 5 days (pcs.)	197.6135 USD (0)
Ø price 30 days   Ø volume 30 days (pcs.)	200.4459 USD (0)
Ø price 100 days   Ø volume 100 days (pcs.)	191.9346 USD (0)
Ø price 250 days   Ø volume 250 days (pcs.)	175.5773 USD (0)
YTD High   date	210.7959 USD (2024/07/17)
YTD Low   date	160.1237 USD (2024/02/14)
52 Weeks High   date	210.7959 USD (2024/07/17)
52 Weeks Low   date	143.1532 USD (2023/10/30)

### Recent Research

Date	on sector	on market	Headline	Download
2024/08/16			Akciové trhy - denní zpráva	
2024/08/15			Akciové trhy - denní zpráva	
2024/08/14			Akciové trhy - denní zpráva	
2024/08/13			Akciové trhy - denní zpráva	
2024/08/12			Global Equity Ratings	