

EVONIK INDUSTRIES AG FUTURE (EVKF) - EUX/202412

2024/09/13 18:35:08

Price
20.1846 EUR

Difference  0.92% (0.18)

General attributes

Symbol	EVKFZ24
Exchange	Eurex
Currency	EUR
Security type	Future
Underlying	EVONIK INDUSTRIES AG
Maturity	12-2024
Contract size	100

Market data

Bid (Bid size)	- EUR (-)
Ask (Ask size)	- EUR (-)
Open	20.1846 EUR
High	20.1846 EUR
Low	20.1846 EUR
Close (prev. day)	19.9998 EUR
Underlying	EVONIK INDUSTRIES AG
Underlying price (date)	19.98 (24/09/13)
Settlement price (date)	20.18 (24/09/13)
Open Interest	0

Performance and Risk

	6m	1Y	3Y
Perf (%)	+18.56%	+13.51%	-
Perf (abs.)	+3.13	+2.38	-
Beta	-	-	-
Volatility	18.17	19.75	-

Futures and Options

Related Futures	-
Related Options	-

5Y










Information about previous performance does not guarantee future performance.
Source: FactSet

Price data

Ø price 5 days Ø volume 5 days (pcs.)	19.9086 EUR (0)
Ø price 30 days Ø volume 30 days (pcs.)	19.4730 EUR (0)
Ø price 100 days Ø volume 100 days (pcs.)	19.4356 EUR (0)
Ø price 250 days Ø volume 250 days (pcs.)	18.2074 EUR (0)
YTD High date	20.3282 EUR (2024/09/02)
YTD Low date	16.4677 EUR (2024/01/17)
52 Weeks High date	20.3282 EUR (2024/09/02)
52 Weeks Low date	15.8422 EUR (2023/10/25)

Recent Research

on sector		on market	
Date		Headline	Download
2024/09/11		Global Equity Ratings	
2024/09/05		Global Equity Ratings	
2024/08/12		Global Equity Ratings	
2024/07/24		Global Equity Ratings	
2024/07/12		Global Equity Ratings	