

EVONIK INDUSTRIES AG FUTURE (EVKF) - EUX/202412

2024/05/03 18:32:50

Price
19.3194 EURDifference  0.76% (0.15)

General attributes

Symbol	EVKFZ24
Exchange	Eurex
Currency	EUR
Security type	Future
Underlying	EVONIK INDUSTRIES AG
Maturity	12-2024
Contract size	100

Market data

Bid (Bid size)	- EUR (-)
Ask (Ask size)	- EUR (-)
Open	19.3194 EUR
High	19.3194 EUR
Low	19.3194 EUR
Close (prev. day)	19.1732 EUR
Underlying	EVONIK INDUSTRIES AG
Underlying price (date)	19.77 (24/05/03)
Settlement price (date)	19.32 (24/05/03)
Open Interest	0

Performance and Risk

	6m	1Y	3Y
Perf (%)	+8.41%	+3.77%	-
Perf (abs.)	+1.50	+0.70	-
Beta	-	-	-
Volatility	20.11	22.22	-

Futures and Options

Related Futures	-
Related Options	-












5Y

Price data

Ø price 5 days Ø volume 5 days (pcs.)	19.1256 EUR (0)
Ø price 30 days Ø volume 30 days (pcs.)	18.5426 EUR (0)
Ø price 100 days Ø volume 100 days (pcs.)	17.5542 EUR (0)
Ø price 250 days Ø volume 250 days (pcs.)	17.6938 EUR (0)
YTD High date	19.3194 EUR (2024/05/03)
YTD Low date	16.4677 EUR (2024/01/17)
52 Weeks High date	19.5618 EUR (2023/05/24)
52 Weeks Low date	15.8422 EUR (2023/10/25)

Recent Research

on sector		on market	
Date		Headline	Download
2024/04/26		Global Equity Ratings	
2024/04/03		Global Equity Ratings	
2024/03/13		Global Equity Ratings	
2024/02/22		Global Equity Ratings	
2024/02/14		Global Equity Ratings	