

ELIA GROUP FUTURE (ELIF) - EUX/202412

2024/07/29 18:35:17

Price
96.791 EUR

Difference  0.89% (0.85)

General attributes

Symbol	ELIFZ24
Exchange	Eurex
Currency	EUR
Security type	Future
Underlying	ELIA GROUP SA
Maturity	12-2024
Contract size	100

Market data

Bid (Bid size)	- EUR (-)
Ask (Ask size)	- EUR (-)
Open	96.791 EUR
High	96.791 EUR
Low	96.791 EUR
Close (prev. day)	95.9362 EUR
Underlying	ELIA GROUP SA
Underlying price (date)	96.40 (24/07/30)
Settlement price (date)	96.79 (24/07/29)
Open Interest	0

Performance and Risk

	6m	1Y	3Y
Perf (%)	-13.49%	-16.62%	-
Perf (abs.)	-15.09	-19.29	-
Beta	-	-	-
Volatility	26.23	27.00	-

Futures and Options

Related Futures	-
Related Options	-

5Y









Information about previous performance does not guarantee future performance.
Source: FactSet

Price data

Ø price 5 days Ø volume 5 days (pcs.)	95.032 EUR (0)
Ø price 30 days Ø volume 30 days (pcs.)	91.930 EUR (0)
Ø price 100 days Ø volume 100 days (pcs.)	95.628 EUR (0)
Ø price 250 days Ø volume 250 days (pcs.)	101.113 EUR (0)
YTD High date	119.621 EUR (2024/01/12)
YTD Low date	87.120 EUR (2024/07/02)
52 Weeks High date	119.621 EUR (2024/01/12)
52 Weeks Low date	87.120 EUR (2024/07/02)

Recent Research

on sector		on market	
Date		Headline	Download
2024/07/30		Akciové trhy - denní zpráva	
2024/07/29		Akciové trhy - denní zpráva	
2024/07/26		Akciové trhy - denní zpráva	
2024/07/25		Akciové trhy - denní zpráva	
2024/07/24		Global Equity Ratings	