

## TELENOR ASA FUTURE (TEQF) - EUX/202412

2024/05/10 18:30:01

Price  
**10.6762** EURDifference  1.72% (0.18)

## General attributes

Symbol	TEQFZ24
Exchange	Eurex
Currency	EUR
Security type	Future
Underlying	TELENOR ASA
Maturity	12-2024
Contract size	100

## Market data

Bid (Bid size)	- EUR (-)
Ask (Ask size)	- EUR (-)
Open	10.6762 EUR
High	10.6762 EUR
Low	10.6762 EUR
Close (prev. day)	10.4956 EUR
Underlying	TELENOR ASA
Underlying price (date)	126.10 (24/05/10)
Settlement price (date)	10.68 (24/05/10)
Open Interest	0

## Performance and Risk

	6m	1Y	3Y
Perf (%)	+17.77%	+7.18%	-
Perf (abs.)	+1.61	+0.71	-
Beta	-	-	-
Volatility	18.83	22.07	-

## Futures and Options

Related Futures	-
Related Options	-












Information about previous performance does not guarantee future performance.  
Source: FactSet

## Price data

Ø price 5 days   Ø volume 5 days (pcs.)	10.5626 EUR (0)
Ø price 30 days   Ø volume 30 days (pcs.)	10.1311 EUR (0)
Ø price 100 days   Ø volume 100 days (pcs.)	9.8446 EUR (0)
Ø price 250 days   Ø volume 250 days (pcs.)	9.3188 EUR (0)
YTD High   date	10.6762 EUR (2024/05/10)
YTD Low   date	9.2529 EUR (2024/03/12)
52 Weeks High   date	10.6762 EUR (2024/05/10)
52 Weeks Low   date	8.2128 EUR (2023/07/18)

## Recent Research

on sector			
Date		Headline	Download
2024/04/26		Global Equity Ratings	
2024/04/03		Global Equity Ratings	
2024/03/13		Global Equity Ratings	
2024/02/22		Global Equity Ratings	
2024/02/14		Global Equity Ratings	