

AT & T INC. FUTURE (TFFF) - EUX/202412

2024/04/19 18:42:42

Price
16.378 USD

Difference  1.15% (0.19)

General attributes

Symbol	TFFFZ24
Exchange	Eurex
Currency	USD
Security type	Future
Underlying	AT&T INC.
Maturity	12-2024
Contract size	100

Market data

Bid (Bid size)	- USD (-)
Ask (Ask size)	- USD (-)
Open	16.378 USD
High	16.378 USD
Low	16.378 USD
Close (prev. day)	16.1923 USD
Underlying	AT&T INC.
Underlying price (date)	16.51 (24/04/19)
Settlement price (date)	16.38 (24/04/19)
Open Interest	0

Performance and Risk

	6m	1Y	3Y
Perf (%)	+6.36%	-16.81%	-
Perf (abs.)	+0.98	-3.31	-
Beta	-	-	-
Volatility	20.58	26.07	-

Futures and Options

Related Futures	-
Related Options	-

5Y












Information about previous performance does not guarantee future performance.
Source: FactSet

Price data

Ø price 5 days Ø volume 5 days (pcs.)	16.247 USD (0)
Ø price 30 days Ø volume 30 days (pcs.)	16.927 USD (0)
Ø price 100 days Ø volume 100 days (pcs.)	16.827 USD (0)
Ø price 250 days Ø volume 250 days (pcs.)	15.750 USD (0)
YTD High date	18.062 USD (2024/02/01)
YTD Low date	16.084 USD (2024/04/16)
52 Weeks High date	18.140 USD (2023/04/21)
52 Weeks Low date	13.302 USD (2023/07/18)

Recent Research

on underlying	on sector	on market	
Date		Headline	Download
2024/04/03		Global Equity Ratings	
2024/03/13		Global Equity Ratings	
2024/02/22		Global Equity Ratings	
2024/02/14		Global Equity Ratings	
2024/01/23		Global Equity Ratings	