

# AMADEUS IT GROUP S.A. FUTURE (AI3P) - EUX/202412

2024/05/03 18:32:38

Price  
**60.3978** EUR

Difference  -2.23% (-1.38)

### General attributes

Symbol	AI3PZ24
Exchange	Eurex
Currency	EUR
Security type	Future
Underlying	AMADEUS IT GROUP SA
Maturity	12-2024
Contract size	100

### Market data

Bid (Bid size)	- EUR (-)
Ask (Ask size)	- EUR (-)
Open	60.3978 EUR
High	60.3978 EUR
Low	60.3978 EUR
Close (prev. day)	61.7775 EUR
Underlying	AMADEUS IT GROUP SA
Underlying price (date)	59.56 (24/05/03)
Settlement price (date)	60.40 (24/05/03)
Open Interest	0

### Performance and Risk

	6m	1Y	3Y
Perf (%)	+7.67%	-5.71%	-
Perf (abs.)	+4.40	-3.74	-
Beta	-	-	-
Volatility	22.34	20.85	-

### Futures and Options

Related Futures	-
Related Options	-

5Y












Information about previous performance does not guarantee future performance.  
Source: FactSet

### Price data

Ø price 5 days   Ø volume 5 days (pcs.)	60.6705 EUR (0)
Ø price 30 days   Ø volume 30 days (pcs.)	59.1152 EUR (0)
Ø price 100 days   Ø volume 100 days (pcs.)	62.5580 EUR (0)
Ø price 250 days   Ø volume 250 days (pcs.)	64.3491 EUR (0)
YTD High   date	67.7039 EUR (2024/01/26)
YTD Low   date	55.4460 EUR (2024/02/29)
52 Weeks High   date	72.7038 EUR (2023/06/16)
52 Weeks Low   date	54.5789 EUR (2023/10/26)

### Recent Research

on underlying	on sector	on market	
Date		Headline	Download
2023/10/27		Global Equity Ratings	
2023/09/29		Global Equity Ratings	
2023/09/08		Global Equity Ratings	
2023/08/22		Global Equity Ratings	
2023/08/17		Global Equity Ratings	