

AMADEUS IT GROUP S.A. FUTURE (AI3P) - EUX/202412

2024/04/22 18:35:52

Price
58.6181 EUR

Difference  0.53% (0.31)

General attributes

| | |
|---------------|---------------------|
| Symbol | AI3PZ24 |
| Exchange | Eurex |
| Currency | EUR |
| Security type | Future |
| Underlying | AMADEUS IT GROUP SA |
| Maturity | 12-2024 |
| Contract size | 100 |

Market data

| | |
|-------------------------|---------------------|
| Bid (Bid size) | - EUR (-) |
| Ask (Ask size) | - EUR (-) |
| Open | 58.6181 EUR |
| High | 58.6181 EUR |
| Low | 58.6181 EUR |
| Close (prev. day) | 58.3106 EUR |
| Underlying | AMADEUS IT GROUP SA |
| Underlying price (date) | 57.74 (24/04/22) |
| Settlement price (date) | 58.62 (24/04/22) |
| Open Interest | 0 |

Performance and Risk

| | 6m | 1Y | 3Y |
|-------------|--------|---------|----|
| Perf (%) | +4.85% | -10.28% | - |
| Perf (abs.) | +2.71 | -6.72 | - |
| Beta | - | - | - |
| Volatility | 22.71 | 20.69 | - |

Futures and Options

| | |
|-----------------|---|
| Related Futures | - |
| Related Options | - |

5Y













Information about previous performance does not guarantee future performance.
Source: FactSet

Price data

| | |
|---|--------------------------|
| Ø price 5 days Ø volume 5 days (pcs.) | 57.8315 EUR (0) |
| Ø price 30 days Ø volume 30 days (pcs.) | 58.7053 EUR (0) |
| Ø price 100 days Ø volume 100 days (pcs.) | 62.9251 EUR (0) |
| Ø price 250 days Ø volume 250 days (pcs.) | 64.4905 EUR (0) |
| YTD High date | 67.7039 EUR (2024/01/26) |
| YTD Low date | 55.4460 EUR (2024/02/29) |
| 52 Weeks High date | 72.7038 EUR (2023/06/16) |
| 52 Weeks Low date | 54.5789 EUR (2023/10/26) |

Recent Research

| on underlying | on sector | on market | |
|---------------|---|-----------------------|---|
| Date | | Headline | Download |
| 2023/10/27 |  | Global Equity Ratings |  |
| 2023/09/29 |  | Global Equity Ratings |  |
| 2023/09/08 |  | Global Equity Ratings |  |
| 2023/08/22 |  | Global Equity Ratings |  |
| 2023/08/17 |  | Global Equity Ratings |  |