

WOLTERS KLUWER N.V. FUTURE (WOSF) - EUX/202412

2024/05/13 18:37:40

Price
148.7598 EUR

Difference  **-0.51% (-0.76)**

General attributes

Symbol	WOSFZ24
Exchange	Eurex
Currency	EUR
Security type	Future
Underlying	WOLTERS KLUWER NV
Maturity	12-2024
Contract size	100

Market data

Bid (Bid size)	- EUR (-)
Ask (Ask size)	- EUR (-)
Open	148.7598 EUR
High	148.7598 EUR
Low	148.7598 EUR
Close (prev. day)	149.5193 EUR
Underlying	WOLTERS KLUWER NV
Underlying price (date)	146.25 (24/05/13)
Settlement price (date)	148.76 (24/05/13)
Open Interest	0

Performance and Risk

	6m	1Y	3Y
Perf (%)	+17.46%	+30.52%	-
Perf (abs.)	+22.23	+34.96	-
Beta	-	-	-
Volatility	14.37	16.19	-

Futures and Options

Related Futures	-
Related Options	-

5Y











Information about previous performance does not guarantee future performance.
Source: FactSet

Price data

Ø price 5 days Ø volume 5 days (pcs.)	148.1031 EUR (0)
Ø price 30 days Ø volume 30 days (pcs.)	143.8012 EUR (0)
Ø price 100 days Ø volume 100 days (pcs.)	142.1700 EUR (0)
Ø price 250 days Ø volume 250 days (pcs.)	129.1077 EUR (0)
YTD High date	150.7690 EUR (2024/02/23)
YTD Low date	130.1155 EUR (2024/01/02)
52 Weeks High date	150.7690 EUR (2024/02/23)
52 Weeks Low date	110.0243 EUR (2023/05/25)

Recent Research

on sector		on market	
Date		Headline	Download
2024/04/26		Global Equity Ratings	
2024/04/03		Global Equity Ratings	
2024/03/13		Global Equity Ratings	
2024/02/22		Global Equity Ratings	
2024/02/14		Global Equity Ratings	