

## SALESFORCE.COM INC. FUTURE (FOOG) - EUX/202412

2024/10/18 19:07:11

Price  
**294.9235** USDDifference  0.35% (1.03)

## General attributes

Symbol	FOOGZ24
Exchange	Eurex
Currency	USD
Security type	Future
Underlying	SALESFORCE INC.
Maturity	12-2024
Contract size	100

## Market data

Bid (Bid size)	- USD (-)
Ask (Ask size)	- USD (-)
Open	294.9235 USD
High	294.9235 USD
Low	294.9235 USD
Close (prev. day)	293.8954 USD
Underlying	SALESFORCE INC.
Underlying price (date)	292.94 (24/10/18)
Settlement price (date)	294.92 (24/10/18)
Open Interest	0

## Performance and Risk

	6m	1Y	3Y
Perf (%)	+4.36%	+33.83%	-
Perf (abs.)	+12.33	+74.55	-
Beta	-	-	-
Volatility	41.97	35.66	-

## Futures and Options

Related Futures	-
Related Options	-












Information about previous performance does not guarantee future performance.  
Source: FactSet

## Price data

Ø price 5 days   Ø volume 5 days (pcs.)	292.7063 USD (0)
Ø price 30 days   Ø volume 30 days (pcs.)	275.0575 USD (0)
Ø price 100 days   Ø volume 100 days (pcs.)	261.0915 USD (0)
Ø price 250 days   Ø volume 250 days (pcs.)	273.5861 USD (0)
YTD High   date	330.5030 USD (2024/03/01)
YTD Low   date	221.2877 USD (2024/05/30)
52 Weeks High   date	330.5030 USD (2024/03/01)
52 Weeks Low   date	15.8428 USD (2023/12/14)

## Recent Research

on underlying	on sector	on market	
Date		Headline	Download
2024/09/27		Global Equity Ratings	
2024/09/11		Global Equity Ratings	
2024/09/05		Global Equity Ratings	
2024/08/12		Global Equity Ratings	
2024/07/24		Global Equity Ratings	