

UNITED AIRLINES HOLDINGS INC. FUTURE (UALF) - EUX/202412

2024/05/02 18:24:16

Price
53.1978 USD

Difference  **-2.04% (-1.11)**

General attributes

Symbol	UALFZ24
Exchange	Eurex
Currency	USD
Security type	Future
Underlying	UNITED AIRLINES HOLDINGS INC.
Maturity	12-2024
Contract size	100

Market data

Bid (Bid size)	- USD (-)
Ask (Ask size)	- USD (-)
Open	53.1978 USD
High	53.1978 USD
Low	53.1978 USD
Close (prev. day)	54.3055 USD
Underlying	UNITED AIRLINES HOLDINGS INC.
Underlying price (date)	51.59 (24/05/02)
Settlement price (date)	53.20 (24/05/02)
Open Interest	0

Performance and Risk

	6m	1Y	3Y
Perf (%)	+48.54%	+16.02%	-
Perf (abs.)	+17.75	+7.50	-
Beta	-	-	-
Volatility	42.63	38.23	-

Futures and Options

Related Futures	-
Related Options	-

5Y











Information about previous performance does not guarantee future performance.
Source: FactSet

Price data

Ø price 5 days Ø volume 5 days (pcs.)	54.2826 USD (0)
Ø price 30 days Ø volume 30 days (pcs.)	48.6876 USD (0)
Ø price 100 days Ø volume 100 days (pcs.)	45.5748 USD (0)
Ø price 250 days Ø volume 250 days (pcs.)	48.2924 USD (0)
YTD High date	56.1189 USD (2024/04/23)
YTD Low date	40.0615 USD (2024/01/17)
52 Weeks High date	62.7153 USD (2023/07/21)
52 Weeks Low date	36.5603 USD (2023/10/30)

Recent Research

on sector		on market	
Date		Headline	Download
2024/04/26		Global Equity Ratings	
2024/04/03		Global Equity Ratings	
2024/03/13		Global Equity Ratings	
2024/02/22		Global Equity Ratings	
2024/02/14		Global Equity Ratings	