

## KERING S.A. FUTURE (PPXH) - EUX/202412

2024/07/26 18:35:43

Price  
**288.8265** EURDifference  2.16% (6.12)

## General attributes

Symbol	PPXH24
Exchange	Eurex
Currency	EUR
Security type	Future
Underlying	KERING S.A.
Maturity	12-2024
Contract size	100

## Market data

Bid (Bid size)	- EUR (-)
Ask (Ask size)	- EUR (-)
Open	288.8265 EUR
High	288.8265 EUR
Low	288.8265 EUR
Close (prev. day)	282.7087 EUR
Underlying	KERING S.A.
Underlying price (date)	284.20 (24/07/26)
Settlement price (date)	288.83 (24/07/26)
Open Interest	0

## Performance and Risk

	6m	1Y	3Y
Perf (%)	-25.78%	-46.38%	-
Perf (abs.)	-100.31	-249.79	-
Beta	-	-	-
Volatility	34.95	31.13	-

## Futures and Options

Related Futures	-
Related Options	-












Information about previous performance does not guarantee future performance.  
Source: FactSet

## Price data

Ø price 5 days   Ø volume 5 days (pcs.)	304.2915 EUR (0)
Ø price 30 days   Ø volume 30 days (pcs.)	325.9940 EUR (0)
Ø price 100 days   Ø volume 100 days (pcs.)	346.5053 EUR (0)
Ø price 250 days   Ø volume 250 days (pcs.)	396.0669 EUR (0)
YTD High   date	439.3971 EUR (2024/02/22)
YTD Low   date	282.7087 EUR (2024/07/25)
52 Weeks High   date	554.7057 EUR (2023/07/27)
52 Weeks Low   date	282.7087 EUR (2024/07/25)

## Recent Research

on underlying	on sector	on market	
Date		Headline	Download
2024/02/14		Global Equity Ratings	
2024/01/23		Global Equity Ratings	
2023/12/21		Global Equity Ratings	
2023/12/07		Global Equity Ratings	
2023/11/24		Global Equity Ratings	