

KERING S.A. FUTURE (PPXH) - EUX/202412

2024/05/21 18:44:05

Price
340.748 EURDifference  -0.78% (-2.69)

General attributes

Symbol	PPXHZ24
Exchange	Eurex
Currency	EUR
Security type	Future
Underlying	KERING S.A.
Maturity	12-2024
Contract size	100

Market data

Bid (Bid size)	- EUR (-)
Ask (Ask size)	- EUR (-)
Open	340.748 EUR
High	340.748 EUR
Low	340.748 EUR
Close (prev. day)	343.4426 EUR
Underlying	KERING S.A.
Underlying price (date)	333.30 (24/05/21)
Settlement price (date)	340.75 (24/05/21)
Open Interest	0

Performance and Risk

	6m	1Y	3Y
Perf (%)	-15.95%	-38.07%	-
Perf (abs.)	-65.15	-211.10	-
Beta	-	-	-
Volatility	33.25	30.18	-

Futures and Options

Related Futures	-
Related Options	-












Information about previous performance does not guarantee future performance.
Source: FactSet

Price data

Ø price 5 days Ø volume 5 days (pcs.)	344.655 EUR (0)
Ø price 30 days Ø volume 30 days (pcs.)	343.040 EUR (0)
Ø price 100 days Ø volume 100 days (pcs.)	380.712 EUR (0)
Ø price 250 days Ø volume 250 days (pcs.)	434.899 EUR (0)
YTD High date	439.397 EUR (2024/02/22)
YTD Low date	326.059 EUR (2024/04/24)
52 Weeks High date	561.875 EUR (2023/05/22)
52 Weeks Low date	326.059 EUR (2024/04/24)

Recent Research

on underlying	on sector	on market	
Date		Headline	Download
2024/02/14		Global Equity Ratings	
2024/01/23		Global Equity Ratings	
2023/12/21		Global Equity Ratings	
2023/12/07		Global Equity Ratings	
2023/11/24		Global Equity Ratings	