

KERING S.A. FUTURE (PPXH) - EUX/202412

2024/05/03 18:33:20

Price
336.5365 EURDifference  1.77% (5.85)

General attributes

Symbol	PPXHZ24
Exchange	Eurex
Currency	EUR
Security type	Future
Underlying	KERING S.A.
Maturity	12-2024
Contract size	100

Market data

Bid (Bid size)	- EUR (-)
Ask (Ask size)	- EUR (-)
Open	336.5365 EUR
High	336.5365 EUR
Low	336.5365 EUR
Close (prev. day)	330.6847 EUR
Underlying	KERING S.A.
Underlying price (date)	328.55 (24/05/03)
Settlement price (date)	336.54 (24/05/03)
Open Interest	0

Performance and Risk

	6m	1Y	3Y
Perf (%)	-18.63%	-42.75%	-
Perf (abs.)	-77.03	-251.33	-
Beta	-	-	-
Volatility	33.91	30.14	-

Futures and Options

Related Futures	-
Related Options	-












Information about previous performance does not guarantee future performance.
Source: FactSet

Price data

Ø price 5 days Ø volume 5 days (pcs.)	334.1256 EUR (0)
Ø price 30 days Ø volume 30 days (pcs.)	352.5954 EUR (0)
Ø price 100 days Ø volume 100 days (pcs.)	388.5395 EUR (0)
Ø price 250 days Ø volume 250 days (pcs.)	444.2206 EUR (0)
YTD High date	439.3971 EUR (2024/02/22)
YTD Low date	326.0592 EUR (2024/04/24)
52 Weeks High date	584.9400 EUR (2023/05/08)
52 Weeks Low date	326.0592 EUR (2024/04/24)

Recent Research

on underlying	on sector	on market	
Date		Headline	Download
2024/02/14		Global Equity Ratings	
2024/01/23		Global Equity Ratings	
2023/12/21		Global Equity Ratings	
2023/12/07		Global Equity Ratings	
2023/11/24		Global Equity Ratings	