

## KERING S.A. FUTURE (PPXH) - EUX/202412

2024/04/23 18:24:59

Price  
**350.7796** EURDifference  1.14% (3.95)

## General attributes

Symbol	PPXHZ24
Exchange	Eurex
Currency	EUR
Security type	Future
Underlying	KERING S.A.
Maturity	12-2024
Contract size	100

## Market data

Bid (Bid size)	- EUR (-)
Ask (Ask size)	- EUR (-)
Open	350.7796 EUR
High	350.7796 EUR
Low	350.7796 EUR
Close (prev. day)	346.827 EUR
Underlying	KERING S.A.
Underlying price (date)	321.80 (24/04/24)
Settlement price (date)	350.78 (24/04/23)
Open Interest	0

## Performance and Risk

	6m	1Y	3Y
Perf (%)	-14.53%	-40.86%	-
Perf (abs.)	-59.61	-242.31	-
Beta	-	-	-
Volatility	32.87	29.17	-

## Futures and Options

Related Futures	-
Related Options	-

5Y












Information about previous performance does not guarantee future performance.  
Source: FactSet

## Price data

Ø price 5 days   Ø volume 5 days (pcs.)	343.9917 EUR (0)
Ø price 30 days   Ø volume 30 days (pcs.)	375.0313 EUR (0)
Ø price 100 days   Ø volume 100 days (pcs.)	393.3658 EUR (0)
Ø price 250 days   Ø volume 250 days (pcs.)	451.0270 EUR (0)
YTD High   date	439.3971 EUR (2024/02/22)
YTD Low   date	339.5637 EUR (2024/04/19)
52 Weeks High   date	600.7620 EUR (2023/04/24)
52 Weeks Low   date	339.5637 EUR (2024/04/19)

## Recent Research

on underlying	on sector	on market	
Date		Headline	Download
2024/02/14		Global Equity Ratings	
2024/01/23		Global Equity Ratings	
2023/12/21		Global Equity Ratings	
2023/12/07		Global Equity Ratings	
2023/11/24		Global Equity Ratings	