

E.ON SE FUTURE (EOAI) - EUX/202412

2024/10/18 19:07:09

Price
13.104 EURDifference  -0.43% (-0.06)

General attributes

Symbol	EOAIZ24
Exchange	Eurex
Currency	EUR
Security type	Future
Underlying	E.ON SE
Maturity	12-2024
Contract size	100

Market data

Bid (Bid size)	- EUR (-)
Ask (Ask size)	- EUR (-)
Open	13.104 EUR
High	13.104 EUR
Low	13.104 EUR
Close (prev. day)	13.1611 EUR
Underlying	E.ON SE
Underlying price (date)	13.025 (24/10/18)
Settlement price (date)	13.10 (24/10/18)
Open Interest	250

Performance and Risk

	6m	1Y	3Y
Perf (%)	+7.82%	+18.34%	-
Perf (abs.)	+0.95	+2.03	-
Beta	-	-	-
Volatility	17.33	17.68	-

Futures and Options

Related Futures	-
Related Options	-






Information about previous performance does not guarantee future performance.
Source: FactSet

Price data

Ø price 5 days Ø volume 5 days (pcs.)	13.184 EUR (0)
Ø price 30 days Ø volume 30 days (pcs.)	13.347 EUR (0)
Ø price 100 days Ø volume 100 days (pcs.)	12.884 EUR (3)
Ø price 250 days Ø volume 250 days (pcs.)	12.482 EUR (1)
YTD High date	13.835 EUR (2024/09/17)
YTD Low date	11.641 EUR (2024/02/27)
52 Weeks High date	13.835 EUR (2024/09/17)
52 Weeks Low date	10.980 EUR (2023/10/20)

Recent Research

on underlying	on sector	on market	
Date		Headline	Download
2022/12/19		Global Equity Ratings	
2022/11/28		Global Equity Ratings	
2022/11/18		Global Equity Ratings	
2022/10/31		Global Equity Ratings	
2022/10/05		Global Equity Ratings	

5Y