

ALSTOM S.A. FUTURE (AOMJ) - EUX/202412

2024/05/29 18:44:50

Price
19.0312 EURDifference  0.33% (0.06)

General attributes

Symbol	AOMJZ24
Exchange	Eurex
Currency	EUR
Security type	Future
Underlying	ALSTOM SA
Maturity	12-2024
Contract size	106

Market data

Bid (Bid size)	- EUR (-)
Ask (Ask size)	- EUR (-)
Open	19.0312 EUR
High	19.0312 EUR
Low	19.0312 EUR
Close (prev. day)	18.9695 EUR
Underlying	ALSTOM SA
Underlying price (date)	18.83 (24/05/29)
Settlement price (date)	19.03 (24/05/29)
Open Interest	0

Performance and Risk

	6m	1Y	3Y
Perf (%)	+59.04%	-31.19%	-
Perf (abs.)	+7.07	-8.63	-
Beta	-	-	-
Volatility	44.26	62.87	-

Futures and Options

Related Futures	-
Related Options	-












5Y

Information about previous performance does not guarantee future performance.
Source: FactSet

Price data

Ø price 5 days Ø volume 5 days (pcs.)	19.0547 EUR (0)
Ø price 30 days Ø volume 30 days (pcs.)	17.0486 EUR (0)
Ø price 100 days Ø volume 100 days (pcs.)	14.0079 EUR (0)
Ø price 250 days Ø volume 250 days (pcs.)	18.0972 EUR (0)
YTD High date	19.9492 EUR (2024/05/27)
YTD Low date	11.3439 EUR (2024/01/19)
52 Weeks High date	29.5531 EUR (2023/07/27)
52 Weeks Low date	11.0944 EUR (2023/12/13)

Recent Research

on underlying	on sector	on market	
Date		Headline	Download
2022/05/04		Global Equity Ratings	
2022/04/27		Global Equity Ratings	
2022/04/14		Global Equity Ratings	
2022/03/29		Global Equity Ratings	
2022/03/10		Global Equity Ratings	