

ASR NEDERLAND N.V. FUTURE (ASRF) - EUX/202412

2024/09/17 18:45:42

Price
43.524 EUR

Difference  -0.84% (-0.37)

General attributes

Symbol	ASRFZ24
Exchange	Eurex
Currency	EUR
Security type	Future
Underlying	ASR NEDERLAND N.V.
Maturity	12-2024
Contract size	100

Market data

Bid (Bid size)	- EUR (-)
Ask (Ask size)	- EUR (-)
Open	43.524 EUR
High	43.524 EUR
Low	43.524 EUR
Close (prev. day)	43.8919 EUR
Underlying	ASR NEDERLAND N.V.
Underlying price (date)	43.10 (24/09/17)
Settlement price (date)	43.52 (24/09/17)
Open Interest	0

Performance and Risk

	6m	1Y	3Y
Perf (%)	+6.08%	+3.86%	-
Perf (abs.)	+2.49	+1.62	-
Beta	-	-	-
Volatility	20.10	27.87	-

Futures and Options

Related Futures	-
Related Options	-

5Y










Information about previous performance does not guarantee future performance.
Source: FactSet

Price data

Ø price 5 days Ø volume 5 days (pcs.)	43.485 EUR (0)
Ø price 30 days Ø volume 30 days (pcs.)	44.377 EUR (0)
Ø price 100 days Ø volume 100 days (pcs.)	44.979 EUR (0)
Ø price 250 days Ø volume 250 days (pcs.)	42.101 EUR (0)
YTD High date	47.205 EUR (2024/05/10)
YTD Low date	40.248 EUR (2024/03/04)
52 Weeks High date	47.205 EUR (2024/05/10)
52 Weeks Low date	33.643 EUR (2023/10/23)

Recent Research

on sector		on market	
Date		Headline	Download
2024/09/17		Akciové trhy - denní zpráva	
2024/09/16		Akciové trhy - denní zpráva	
2024/09/13		Akciové trhy - denní zpráva	
2024/09/12		Akciové trhy - denní zpráva	
2024/09/11		Global Equity Ratings	