

RWE AG FUTURE (RWEH) - EUX/202412

2024/05/31 18:43:23

Price
35.5781 EURDifference  0.05% (0.02)

General attributes

Symbol	RWEHZ24
Exchange	Eurex
Currency	EUR
Security type	Future
Underlying	RWE AG
Maturity	12-2024
Contract size	100

Market data

Bid (Bid size)	- EUR (-)
Ask (Ask size)	- EUR (-)
Open	35.5781 EUR
High	35.5781 EUR
Low	35.5781 EUR
Close (prev. day)	35.5613 EUR
Underlying	RWE AG
Underlying price (date)	34.84 (24/05/31)
Settlement price (date)	35.58 (24/05/31)
Open Interest	0

Performance and Risk

	6m	1Y	3Y
Perf (%)	-11.34%	-12.34%	-
Perf (abs.)	-4.55	-5.01	-
Beta	-	-	-
Volatility	23.73	21.93	-

Futures and Options

Related Futures	-
Related Options	-

5Y












Information about previous performance does not guarantee future performance.
Source: FactSet

Price data

Ø price 5 days Ø volume 5 days (pcs.)	35.5326 EUR (0)
Ø price 30 days Ø volume 30 days (pcs.)	34.2750 EUR (0)
Ø price 100 days Ø volume 100 days (pcs.)	33.3753 EUR (0)
Ø price 250 days Ø volume 250 days (pcs.)	36.8671 EUR (0)
YTD High date	41.8000 EUR (2024/01/09)
YTD Low date	30.4812 EUR (2024/02/26)
52 Weeks High date	42.4562 EUR (2023/12/14)
52 Weeks Low date	30.4812 EUR (2024/02/26)

Recent Research

on underlying	on sector	on market	
Date		Headline	Download
2024/05/29		Global Equity Ratings	
2024/04/26		Global Equity Ratings	
2024/04/03		Global Equity Ratings	
2024/03/13		Global Equity Ratings	
2024/02/22		Global Equity Ratings	