

## RWE AG FUTURE (RWEH) - EUX/202412

2024/04/25 18:47:20

Price  
**31.8739** EURDifference  0.73% (0.23)

## General attributes

Symbol	RWEHZ24
Exchange	Eurex
Currency	EUR
Security type	Future
Underlying	RWE AG
Maturity	12-2024
Contract size	100

## Market data

Bid (Bid size)	- EUR (-)
Ask (Ask size)	- EUR (-)
Open	31.8739 EUR
High	31.8739 EUR
Low	31.8739 EUR
Close (prev. day)	31.6421 EUR
Underlying	RWE AG
Underlying price (date)	32.19 (24/04/26)
Settlement price (date)	31.87 (24/04/25)
Open Interest	0

## Performance and Risk

	6m	1Y	3Y
Perf (%)	-11.83%	-25.13%	-
Perf (abs.)	-4.28	-10.70	-
Beta	-	-	-
Volatility	22.66	21.24	-

## Futures and Options

Related Futures	-
Related Options	-

5Y











Information about previous performance does not guarantee future performance.  
Source: FactSet

## Price data

Ø price 5 days   Ø volume 5 days (pcs.)	31.9973 EUR (0)
Ø price 30 days   Ø volume 30 days (pcs.)	31.3983 EUR (0)
Ø price 100 days   Ø volume 100 days (pcs.)	35.0352 EUR (0)
Ø price 250 days   Ø volume 250 days (pcs.)	37.6044 EUR (0)
YTD High   date	41.8000 EUR (2024/01/09)
YTD Low   date	30.4812 EUR (2024/02/26)
52 Weeks High   date	44.1628 EUR (2023/05/12)
52 Weeks Low   date	30.4812 EUR (2024/02/26)

## Recent Research

on underlying	on sector	on market	
Date		Headline	Download
2024/04/26		Global Equity Ratings	
2024/04/03		Global Equity Ratings	
2024/03/13		Global Equity Ratings	
2024/02/22		Global Equity Ratings	
2024/02/14		Global Equity Ratings	