

RWE AG FUTURE (RWEH) - EUX/202412

2023/10/03 19:03:27

Price
33.5579 EURDifference  -3.96% (-1.38)

General attributes

Symbol	RWEHZ24
Exchange	Eurex
Currency	EUR
Security type	Future
Underlying	RWE AG
Maturity	12-2024
Contract size	100

Market data

Bid (Bid size)	- EUR (-)
Ask (Ask size)	- EUR (-)
Open	33.5579 EUR
High	33.5579 EUR
Low	33.5579 EUR
Close (prev. day)	34.9406 EUR
Underlying	RWE AG
Underlying price (date)	32.73 (23/10/03)
Settlement price (date)	33.56 (23/10/03)
Open Interest	0

Performance and Risk

	6m	1Y	3Y
Perf (%)	-13.71%	-10.19%	-
Perf (abs.)	-5.55	-3.96	-
Beta	-	-	-
Volatility	18.13	21.59	29.67

Futures and Options

Related Futures	-
Related Options	-

5Y











Information about previous performance does not guarantee future performance.
Source: FactSet

Price data

Ø price 5 days Ø volume 5 days (pcs.)	35.8103 EUR (0)
Ø price 30 days Ø volume 30 days (pcs.)	38.0543 EUR (0)
Ø price 100 days Ø volume 100 days (pcs.)	40.1198 EUR (0)
Ø price 250 days Ø volume 250 days (pcs.)	40.9062 EUR (0)
YTD High date	44.1628 EUR (2023/05/12)
YTD Low date	34.9406 EUR (2023/10/02)
52 Weeks High date	44.1628 EUR (2023/05/12)
52 Weeks Low date	34.9406 EUR (2023/10/02)

Recent Research

on underlying	on sector	on market	
Date		Headline	Download
2023/09/29		Global Equity Ratings	
2023/09/08		Global Equity Ratings	
2023/08/22		Global Equity Ratings	
2023/08/17		Global Equity Ratings	
2023/08/09		Global Equity Ratings	