

RWE AG (RWEH) - EUX/20241220

2022/06/30 18:46:17

Price
35.4039 EURDifference  -5.30% (-1.98)

General attributes

Symbol	RWEHZ24
Exchange	Eurex
Currency	EUR
Security type	Future
Underlying	RWE AG
Maturity	12-2024
Contract size	100

Market data

Bid (Bid size)	- EUR (-)
Ask (Ask size)	- EUR (-)
Open	35.4039 EUR
High	35.4039 EUR
Low	35.4039 EUR
Close (prev. day)	37.3857 EUR
Underlying	RWE AG
Underlying price (date)	35.08 (22/06/30)
Settlement price (date)	35.40 (22/06/30)
Open Interest	0

Performance and Risk

	6m	1Y	3Y
Perf (%)	+5.98%	-	-
Perf (abs.)	+2.00	-	-
Beta	-	-	-
Volatility	39.82	38.53	38.53

Futures and Options

Related Futures	-
Related Options	-

5Y












Information about previous performance does not guarantee future performance.
Source: FactSet

Price data

Ø price 5 days Ø volume 5 days (pcs.)	37.0738 EUR (0)
Ø price 30 days Ø volume 30 days (pcs.)	39.8536 EUR (0)
Ø price 100 days Ø volume 100 days (pcs.)	38.1490 EUR (0)
Ø price 250 days Ø volume 250 days (pcs.)	- EUR (0)
YTD High date	43.1926 EUR (2022/05/23)
YTD Low date	32.0953 EUR (2022/01/06)
52 Weeks High date	43.1926 EUR (2022/05/23)
52 Weeks Low date	30.0629 EUR (2021/11/22)

Recent Research

on underlying	on sector	on market		
Date			Headline	Download
2022/06/29			Global Equity Ratings	
2022/05/25			Global Equity Ratings	
2022/05/04			Global Equity Ratings	
2022/04/27			Global Equity Ratings	
2022/04/14			Global Equity Ratings	