

RWE AG (RWEH) - EUX/20241220

2022/05/23 18:58:33

Price
43.1926 EURDifference  0.47% (0.20)

General attributes

Symbol	RWEHZ24
Exchange	Eurex
Currency	EUR
Security type	Future
Underlying	RWE AG
Maturity	12-2024
Contract size	100

Market data

Bid (Bid size)	- EUR (-)
Ask (Ask size)	- EUR (-)
Open	43.1926 EUR
High	43.1926 EUR
Low	43.1926 EUR
Close (prev. day)	42.9925 EUR
Underlying	RWE AG
Underlying price (date)	43.32 (22/05/23)
Settlement price (date)	43.19 (22/05/23)
Open Interest	0

Performance and Risk

	6m	1Y	3Y
Perf (%)	+43.14%	-	-
Perf (abs.)	+13.02	-	-
Beta	-	-	-
Volatility	38.61	38.30	38.30

Futures and Options

Related Futures	-
Related Options	-












Information about previous performance does not guarantee future performance.
Source: FactSet

Price data

Ø price 5 days Ø volume 5 days (pcs.)	42.3662 EUR (0)
Ø price 30 days Ø volume 30 days (pcs.)	39.9667 EUR (0)
Ø price 100 days Ø volume 100 days (pcs.)	36.4864 EUR (0)
Ø price 250 days Ø volume 250 days (pcs.)	- EUR (0)
YTD High date	43.1926 EUR (2022/05/23)
YTD Low date	32.0953 EUR (2022/01/06)
52 Weeks High date	43.1926 EUR (2022/05/23)
52 Weeks Low date	30.0629 EUR (2021/11/22)

Recent Research

on underlying on sector on market			
Date		Headline	Download
2022/05/04		Global Equity Ratings	
2022/04/27		Global Equity Ratings	
2022/04/14		Global Equity Ratings	
2022/03/29		Global Equity Ratings	
2022/03/10		Global Equity Ratings	