

DEUTSCHE BANK AG FUTURE (DBKI) - EUX/202412

2023/03/28 18:29:59

Price
9.0905 EUR

Difference  -1.52% (-0.14)

General attributes

Symbol	DBKIZ24
Exchange	Eurex
Currency	EUR
Security type	Future
Underlying	DEUTSCHE BANK AG
Maturity	12-2024
Contract size	100

Market data

Bid (Bid size)	- EUR (-)
Ask (Ask size)	- EUR (-)
Open	9.0905 EUR
High	9.0905 EUR
Low	9.0905 EUR
Close (prev. day)	9.2308 EUR
Underlying	DEUTSCHE BANK AG
Underlying price (date)	8.922 (23/03/28)
Settlement price (date)	9.09 (23/03/28)
Open Interest	0

Performance and Risk

	6m	1Y	3Y
Perf (%)	+11.30%	-17.72%	-
Perf (abs.)	+0.94	-1.99	-
Beta	-	-	-
Volatility	42.36	46.04	49.08

Futures and Options

Related Futures	-
Related Options	-

5Y












Information about previous performance does not guarantee future performance.
Source: FactSet

Price data

Ø price 5 days Ø volume 5 days (pcs.)	9.4722 EUR (0)
Ø price 30 days Ø volume 30 days (pcs.)	11.0710 EUR (0)
Ø price 100 days Ø volume 100 days (pcs.)	11.1148 EUR (0)
Ø price 250 days Ø volume 250 days (pcs.)	9.8602 EUR (0)
YTD High date	12.6743 EUR (2023/01/27)
YTD Low date	8.6718 EUR (2023/03/24)
52 Weeks High date	12.6743 EUR (2023/01/27)
52 Weeks Low date	7.4907 EUR (2022/07/14)

Recent Research

on underlying	on sector	on market	
Date		Headline	Download
2023/03/28		Global Equity Ratings	
2023/03/16		Global Equity Ratings	
2023/03/10		Global Equity Ratings	
2023/02/27		Global Equity Ratings	
2023/02/07		Global Equity Ratings	