

DEUTSCHE BANK AG FUTURE (DBKI) - EUX/202412

2023/01/27 18:44:17

Price
12.6743 EUR

Difference  1.80% (0.22)

General attributes

Symbol	DBKIZ24
Exchange	Eurex
Currency	EUR
Security type	Future
Underlying	DEUTSCHE BANK AG
Maturity	12-2024
Contract size	-

Market data

Bid (Bid size)	- EUR (-)
Ask (Ask size)	- EUR (-)
Open	12.6743 EUR
High	12.6743 EUR
Low	12.6743 EUR
Close (prev. day)	12.4496 EUR
Underlying	DEUTSCHE BANK AG
Underlying price (date)	12.34 (23/01/27)
Settlement price (date)	12.67 (23/01/27)
Open Interest	0

Performance and Risk

	6m	1Y	3Y
Perf (%)	+61.27%	+12.88%	-
Perf (abs.)	+4.82	+1.45	-
Beta	-	-	-
Volatility	34.43	48.71	47.71

Futures and Options

Related Futures	-
Related Options	-












5Y

Information about previous performance does not guarantee future performance.
Source: FactSet

Price data

Ø price 5 days Ø volume 5 days (pcs.)	12.3698 EUR (0)
Ø price 30 days Ø volume 30 days (pcs.)	11.6442 EUR (0)
Ø price 100 days Ø volume 100 days (pcs.)	10.1307 EUR (0)
Ø price 250 days Ø volume 250 days (pcs.)	9.8538 EUR (0)
YTD High date	12.6743 EUR (2023/01/27)
YTD Low date	11.2627 EUR (2023/01/02)
52 Weeks High date	13.8650 EUR (2022/02/10)
52 Weeks Low date	7.4907 EUR (2022/07/14)

Recent Research

on underlying	on sector	on market		
Date			Headline	Download
2023/01/09			Global Equity Ratings	
2022/12/19			Global Equity Ratings	
2022/11/28			Global Equity Ratings	
2022/11/18			Global Equity Ratings	
2022/10/31			Global Equity Ratings	