

YPSOMED HOLDING AG FUTURE (YPSF) - EUX/202412

2024/08/16 19:02:16

Price
412.4623 CHFDifference  0.36% (1.50)

General attributes

Symbol	YPSFZ24
Exchange	Eurex
Currency	CHF
Security type	Future
Underlying	YPSOMED HOLDING AG
Maturity	12-2024
Contract size	100

Market data

Bid (Bid size)	- CHF (-)
Ask (Ask size)	- CHF (-)
Open	412.4623 CHF
High	412.4623 CHF
Low	412.4623 CHF
Close (prev. day)	410.9668 CHF
Underlying	YPSOMED HOLDING AG
Underlying price (date)	411.00 (24/08/16)
Settlement price (date)	412.46 (24/08/16)
Open Interest	0

Performance and Risk

	6m	1Y	3Y
Perf (%)	+18.77%	+51.05%	-
Perf (abs.)	+65.19	+139.39	-
Beta	-	-	-
Volatility	33.79	31.01	-

Futures and Options

Related Futures	-
Related Options	-











5Y

Information about previous performance does not guarantee future performance.
Source: FactSet

Price data

Ø price 5 days Ø volume 5 days (pcs.)	406.7447 CHF (0)
Ø price 30 days Ø volume 30 days (pcs.)	406.6082 CHF (0)
Ø price 100 days Ø volume 100 days (pcs.)	384.3953 CHF (0)
Ø price 250 days Ø volume 250 days (pcs.)	333.6450 CHF (0)
YTD High date	431.7309 CHF (2024/07/11)
YTD Low date	295.1199 CHF (2024/01/17)
52 Weeks High date	431.7309 CHF (2024/07/11)
52 Weeks Low date	251.3671 CHF (2023/10/27)

Recent Research

on sector		on market	
Date		Headline	Download
2024/08/12		Global Equity Ratings	
2024/07/24		Global Equity Ratings	
2024/07/12		Global Equity Ratings	
2024/06/21		Global Equity Ratings	
2024/06/14		Global Equity Ratings	