

SARTORIUS AG FUTURE (SRTF) - EUX/202412

2024/09/17 18:46:16

Price
247.4101 EURDifference  2.07% (5.02)

General attributes

Symbol	SRTFZ24
Exchange	Eurex
Currency	EUR
Security type	Future
Underlying	SARTORIUS AG VZ
Maturity	12-2024
Contract size	100

Market data

Bid (Bid size)	- EUR (-)
Ask (Ask size)	- EUR (-)
Open	247.4101 EUR
High	247.4101 EUR
Low	247.4101 EUR
Close (prev. day)	242.3853 EUR
Underlying	SARTORIUS AG VZ
Underlying price (date)	243.00 (24/09/18)
Settlement price (date)	247.41 (24/09/17)
Open Interest	450

Performance and Risk

	6m	1Y	3Y
Perf (%)	-33.53%	-32.16%	-
Perf (abs.)	-124.79	-117.27	-
Beta	-	-	-
Volatility	55.04	50.87	-

Futures and Options

Related Futures	-
Related Options	-










Information about previous performance does not guarantee future performance.
Source: FactSet

Price data

Ø price 5 days Ø volume 5 days (pcs.)	247.4698 EUR (90)
Ø price 30 days Ø volume 30 days (pcs.)	244.9628 EUR (15)
Ø price 100 days Ø volume 100 days (pcs.)	249.1442 EUR (5)
Ø price 250 days Ø volume 250 days (pcs.)	293.6123 EUR (2)
YTD High date	392.2860 EUR (2024/03/22)
YTD Low date	207.9193 EUR (2024/07/22)
52 Weeks High date	392.2860 EUR (2024/03/22)
52 Weeks Low date	207.9193 EUR (2024/07/22)

Recent Research

on sector		on market	
Date		Headline	Download
2024/09/11		Global Equity Ratings	
2024/09/05		Global Equity Ratings	
2024/08/12		Global Equity Ratings	
2024/07/24		Global Equity Ratings	
2024/07/12		Global Equity Ratings	