

## SARTORIUS AG FUTURE (SRTF) - EUX/202412

2024/08/15 18:48:37

Price  
242.1532 EURDifference  1.52% (3.62)

## General attributes

Symbol	SRTFZ24
Exchange	Eurex
Currency	EUR
Security type	Future
Underlying	SARTORIUS AG VZ
Maturity	12-2024
Contract size	100

## Market data

Bid (Bid size)	- EUR (-)
Ask (Ask size)	- EUR (-)
Open	242.1532 EUR
High	242.1532 EUR
Low	242.1532 EUR
Close (prev. day)	238.5295 EUR
Underlying	SARTORIUS AG VZ
Underlying price (date)	238.10 (24/08/16)
Settlement price (date)	242.15 (24/08/15)
Open Interest	0

## Performance and Risk

	6m	1Y	3Y
Perf (%)	-29.11%	-37.73%	-
Perf (abs.)	-99.42	-146.69	-
Beta	-	-	-
Volatility	54.51	50.93	-

## Futures and Options

Related Futures	-
Related Options	-











5Y

Information about previous performance does not guarantee future performance.  
Source: FactSet

## Price data

Ø price 5 days   Ø volume 5 days (pcs.)	243.3874 EUR (0)
Ø price 30 days   Ø volume 30 days (pcs.)	242.4943 EUR (0)
Ø price 100 days   Ø volume 100 days (pcs.)	269.8707 EUR (0)
Ø price 250 days   Ø volume 250 days (pcs.)	304.3424 EUR (0)
YTD High   date	392.2860 EUR (2024/03/22)
YTD Low   date	207.9193 EUR (2024/07/22)
52 Weeks High   date	395.0150 EUR (2023/08/31)
52 Weeks Low   date	207.9193 EUR (2024/07/22)

## Recent Research

on sector		on market	
Date		Headline	Download
2024/08/12		Global Equity Ratings	
2024/07/24		Global Equity Ratings	
2024/07/12		Global Equity Ratings	
2024/06/21		Global Equity Ratings	
2024/06/14		Global Equity Ratings	