

SARTORIUS AG FUTURE (SRTF) - EUX/202412

2024/08/16 19:02:02

Price
241.9265 EURDifference  -0.09% (-0.23)

General attributes

Symbol	SRTFZ24
Exchange	Eurex
Currency	EUR
Security type	Future
Underlying	SARTORIUS AG VZ
Maturity	12-2024
Contract size	100

Market data

Bid (Bid size)	- EUR (-)
Ask (Ask size)	- EUR (-)
Open	241.9265 EUR
High	241.9265 EUR
Low	241.9265 EUR
Close (prev. day)	242.1532 EUR
Underlying	SARTORIUS AG VZ
Underlying price (date)	238.80 (24/08/16)
Settlement price (date)	241.93 (24/08/16)
Open Interest	0

Performance and Risk

	6m	1Y	3Y
Perf (%)	-29.11%	-37.73%	-
Perf (abs.)	-99.42	-146.69	-
Beta	-	-	-
Volatility	54.51	50.93	-

Futures and Options

Related Futures	-
Related Options	-












Information about previous performance does not guarantee future performance.
Source: FactSet

Price data

Ø price 5 days Ø volume 5 days (pcs.)	243.3874 EUR (0)
Ø price 30 days Ø volume 30 days (pcs.)	242.4943 EUR (0)
Ø price 100 days Ø volume 100 days (pcs.)	269.8707 EUR (0)
Ø price 250 days Ø volume 250 days (pcs.)	304.3424 EUR (0)
YTD High date	392.2860 EUR (2024/03/22)
YTD Low date	207.9193 EUR (2024/07/22)
52 Weeks High date	395.0150 EUR (2023/08/31)
52 Weeks Low date	207.9193 EUR (2024/07/22)

Recent Research

on sector		on market	
Date		Headline	Download
2024/08/12		Global Equity Ratings	
2024/07/24		Global Equity Ratings	
2024/07/12		Global Equity Ratings	
2024/06/21		Global Equity Ratings	
2024/06/14		Global Equity Ratings	