

## SARTORIUS AG FUTURE (SRTF) - EUX/202412

2024/07/18 18:34:39

Price  
**250.9337** EURDifference  1.26% (3.13)

## General attributes

Symbol	SRTFZ24
Exchange	Eurex
Currency	EUR
Security type	Future
Underlying	SARTORIUS AG VZ
Maturity	12-2024
Contract size	100

## Market data

Bid (Bid size)	- EUR (-)
Ask (Ask size)	- EUR (-)
Open	250.9337 EUR
High	250.9337 EUR
Low	250.9337 EUR
Close (prev. day)	247.8074 EUR
Underlying	SARTORIUS AG VZ
Underlying price (date)	246.70 (24/07/18)
Settlement price (date)	250.93 (24/07/18)
Open Interest	0

## Performance and Risk

	6m	1Y	3Y
Perf (%)	-18.09%	-23.61%	-
Perf (abs.)	-54.73	-76.61	-
Beta	-	-	-
Volatility	48.06	47.86	-

## Futures and Options

Related Futures	-
Related Options	-

5Y












Information about previous performance does not guarantee future performance.  
Source: FactSet

## Price data

Ø price 5 days   Ø volume 5 days (pcs.)	245.9695 EUR (0)
Ø price 30 days   Ø volume 30 days (pcs.)	236.6046 EUR (0)
Ø price 100 days   Ø volume 100 days (pcs.)	296.1993 EUR (0)
Ø price 250 days   Ø volume 250 days (pcs.)	315.8571 EUR (0)
YTD High   date	392.2860 EUR (2024/03/22)
YTD Low   date	213.7085 EUR (2024/06/19)
52 Weeks High   date	395.0150 EUR (2023/08/31)
52 Weeks Low   date	213.7085 EUR (2024/06/19)

## Recent Research

on sector	on market		
Date		Headline	Download
2024/07/12		Global Equity Ratings	
2024/06/21		Global Equity Ratings	
2024/06/14		Global Equity Ratings	
2024/05/29		Global Equity Ratings	
2024/04/26		Global Equity Ratings	