

SARTORIUS AG FUTURE (SRTF) - EUX/202412

2024/05/31 18:43:30

Price
246.6159 EURDifference  0.16% (0.38)

General attributes

Symbol	SRTFZ24
Exchange	Eurex
Currency	EUR
Security type	Future
Underlying	SARTORIUS AG VZ
Maturity	12-2024
Contract size	100

Market data

Bid (Bid size)	- EUR (-)
Ask (Ask size)	- EUR (-)
Open	246.6159 EUR
High	246.6159 EUR
Low	246.6159 EUR
Close (prev. day)	246.2329 EUR
Underlying	SARTORIUS AG VZ
Underlying price (date)	241.50 (24/05/31)
Settlement price (date)	246.62 (24/05/31)
Open Interest	0

Performance and Risk

	6m	1Y	3Y
Perf (%)	-19.34%	-25.39%	-
Perf (abs.)	-59.14	-83.90	-
Beta	-	-	-
Volatility	44.00	48.27	-

Futures and Options

Related Futures	-
Related Options	-












5Y

Information about previous performance does not guarantee future performance.
Source: FactSet

Price data

Ø price 5 days Ø volume 5 days (pcs.)	250.7148 EUR (0)
Ø price 30 days Ø volume 30 days (pcs.)	279.5849 EUR (0)
Ø price 100 days Ø volume 100 days (pcs.)	327.9509 EUR (0)
Ø price 250 days Ø volume 250 days (pcs.)	329.1512 EUR (0)
YTD High date	392.2860 EUR (2024/03/22)
YTD Low date	246.2329 EUR (2024/05/30)
52 Weeks High date	395.0150 EUR (2023/08/31)
52 Weeks Low date	226.0181 EUR (2023/10/30)

Recent Research

on sector		on market	
Date		Headline	Download
2024/05/29		Global Equity Ratings	
2024/04/26		Global Equity Ratings	
2024/04/03		Global Equity Ratings	
2024/03/13		Global Equity Ratings	
2024/02/22		Global Equity Ratings	