

## SARTORIUS AG FUTURE (SRTF) - EUX/202412

2024/05/10 18:29:58

Price  
**285.3538** EURDifference  -1.08% (-3.11)

## General attributes

Symbol	SRTFZ24
Exchange	Eurex
Currency	EUR
Security type	Future
Underlying	SARTORIUS AG VZ
Maturity	12-2024
Contract size	100

## Market data

Bid (Bid size)	- EUR (-)
Ask (Ask size)	- EUR (-)
Open	285.3538 EUR
High	285.3538 EUR
Low	285.3538 EUR
Close (prev. day)	288.459 EUR
Underlying	SARTORIUS AG VZ
Underlying price (date)	278.80 (24/05/10)
Settlement price (date)	285.35 (24/05/10)
Open Interest	0

## Performance and Risk

	6m	1Y	3Y
Perf (%)	+9.42%	-22.63%	-
Perf (abs.)	+24.57	-83.47	-
Beta	-	-	-
Volatility	44.27	47.72	-

## Futures and Options

Related Futures	-
Related Options	-












Information about previous performance does not guarantee future performance.  
Source: FactSet

## Price data

Ø price 5 days   Ø volume 5 days (pcs.)	286.7192 EUR (0)
Ø price 30 days   Ø volume 30 days (pcs.)	320.9416 EUR (0)
Ø price 100 days   Ø volume 100 days (pcs.)	339.1255 EUR (0)
Ø price 250 days   Ø volume 250 days (pcs.)	333.7786 EUR (0)
YTD High   date	392.2860 EUR (2024/03/22)
YTD Low   date	278.6984 EUR (2024/04/19)
52 Weeks High   date	395.0150 EUR (2023/08/31)
52 Weeks Low   date	226.0181 EUR (2023/10/30)

## Recent Research

on sector		on market	
Date		Headline	Download
2024/04/26		Global Equity Ratings	
2024/04/03		Global Equity Ratings	
2024/03/13		Global Equity Ratings	
2024/02/22		Global Equity Ratings	
2024/02/14		Global Equity Ratings	