

# HOLCIM LTD. FUTURE (HOLI) - EUX/202412

2024/09/10 18:39:31

Price  
**79.697** CHF

Difference  -0.03% (-0.02)

### General attributes

Symbol	HOLIZ24
Exchange	Eurex
Currency	CHF
Security type	Future
Underlying	HOLCIM LTD.
Maturity	12-2024
Contract size	100

### Market data

Bid (Bid size)	- CHF (-)
Ask (Ask size)	- CHF (-)
Open	79.697 CHF
High	79.697 CHF
Low	79.697 CHF
Close (prev. day)	79.7214 CHF
Underlying	HOLCIM LTD.
Underlying price (date)	79.48 (24/09/10)
Settlement price (date)	79.70 (24/09/10)
Open Interest	2,500

### Performance and Risk

	6m	1Y	3Y
Perf (%)	+8.28%	+43.40%	-
Perf (abs.)	+6.10	+24.12	-
Beta	-	-	-
Volatility	20.49	19.73	-

### Futures and Options

Related Futures	-
Related Options	-

5Y












Information about previous performance does not guarantee future performance.  
Source: FactSet

### Price data

Ø price 5 days   Ø volume 5 days (pcs.)	79.652 CHF (0)
Ø price 30 days   Ø volume 30 days (pcs.)	79.272 CHF (50)
Ø price 100 days   Ø volume 100 days (pcs.)	79.993 CHF (15)
Ø price 250 days   Ø volume 250 days (pcs.)	70.906 CHF (6)
YTD High   date	85.623 CHF (2024/07/23)
YTD Low   date	61.667 CHF (2024/01/23)
52 Weeks High   date	85.623 CHF (2024/07/23)
52 Weeks Low   date	53.595 CHF (2023/10/20)

### Recent Research

on sector		on market	
Date		Headline	Download
2024/09/05		Global Equity Ratings	
2024/08/12		Global Equity Ratings	
2024/07/24		Global Equity Ratings	
2024/07/12		Global Equity Ratings	
2024/06/21		Global Equity Ratings	