

# CARDINAL HEALTH INC. FUTURE (CLHF) - EUX/202412

2024/04/26 18:31:02

**Price**  
**106.3511** USD

**Difference**  **-0.65% (-0.69)**

### General attributes

|               |                      |
|---------------|----------------------|
| Symbol        | CLHFZ24              |
| Exchange      | Eurex                |
| Currency      | USD                  |
| Security type | Future               |
| Underlying    | CARDINAL HEALTH INC. |
| Maturity      | 12-2024              |
| Contract size | 100                  |

### Market data

|                         |                      |
|-------------------------|----------------------|
| Bid (Bid size)          | - USD (-)            |
| Ask (Ask size)          | - USD (-)            |
| Open                    | 106.3511 USD         |
| High                    | 106.3511 USD         |
| Low                     | 106.3511 USD         |
| Close (prev. day)       | 107.0426 USD         |
| Underlying              | CARDINAL HEALTH INC. |
| Underlying price (date) | 103.21 (24/04/26)    |
| Settlement price (date) | 106.35 (24/04/26)    |
| Open Interest           | 0                    |

### Performance and Risk

|             | 6m     | 1Y      | 3Y |
|-------------|--------|---------|----|
| Perf (%)    | +9.18% | +27.23% | -  |
| Perf (abs.) | +8.94  | +22.76  | -  |
| Beta        | -      | -       | -  |
| Volatility  | 26.91  | 23.05   | -  |

### Futures and Options

|                 |   |
|-----------------|---|
| Related Futures | - |
| Related Options | - |

5Y










Information about previous performance does not guarantee future performance.  
Source: FactSet

### Price data

|   |                           |
|---|---------------------------|
| Ø price 5 days   Ø volume 5 days (pcs.)     | 106.0352 USD (0)          |
| Ø price 30 days   Ø volume 30 days (pcs.)   | 111.7197 USD (0)          |
| Ø price 100 days   Ø volume 100 days (pcs.) | 110.1446 USD (0)          |
| Ø price 250 days   Ø volume 250 days (pcs.) | 101.5734 USD (0)          |
| YTD High   date                             | 118.7977 USD (2024/03/12) |
| YTD Low   date                              | 104.5670 USD (2024/01/09) |
| 52 Weeks High   date                        | 118.7977 USD (2024/03/12) |
| 52 Weeks Low   date                         | 82.5458 USD (2023/05/04)  |

### Recent Research

| on sector  |   | on market             |   |
|------------|---|-----------------------|---|
| Date       |   | Headline              | Download  |
| 2024/04/26 |  | Global Equity Ratings |  |
| 2024/04/03 |  | Global Equity Ratings |  |
| 2024/03/13 |  | Global Equity Ratings |  |
| 2024/02/22 |  | Global Equity Ratings |  |
| 2024/02/14 |  | Global Equity Ratings |  |