

OCI N.V. FUTURE (OICG) - EUX/202412

2024/08/15 18:48:24

Price
26.8417 EUR

Difference  1.21% (0.32)

General attributes

| | |
|---------------|----------|
| Symbol | OICGZ24 |
| Exchange | Eurex |
| Currency | EUR |
| Security type | Future |
| Underlying | OCI N.V. |
| Maturity | 12-2024 |
| Contract size | 100 |

Market data

| | |
|-------------------------|------------------|
| Bid (Bid size) | - EUR (-) |
| Ask (Ask size) | - EUR (-) |
| Open | 26.8417 EUR |
| High | 26.8417 EUR |
| Low | 26.8417 EUR |
| Close (prev. day) | 26.5201 EUR |
| Underlying | OCI N.V. |
| Underlying price (date) | 26.30 (24/08/16) |
| Settlement price (date) | 26.84 (24/08/15) |
| Open Interest | 0 |

Performance and Risk

| | 6m | 1Y | 3Y |
|-------------|--------|---------|----|
| Perf (%) | -3.89% | +22.79% | - |
| Perf (abs.) | -1.09 | +4.98 | - |
| Beta | - | - | - |
| Volatility | 26.95 | 45.89 | - |

Futures and Options

| | |
|-----------------|---|
| Related Futures | - |
| Related Options | - |

5Y













Information about previous performance does not guarantee future performance.
Source: FactSet

Price data

| | |
|---|--------------------------|
| Ø price 5 days Ø volume 5 days (pcs.) | 26.7265 EUR (0) |
| Ø price 30 days Ø volume 30 days (pcs.) | 24.0993 EUR (0) |
| Ø price 100 days Ø volume 100 days (pcs.) | 24.8697 EUR (0) |
| Ø price 250 days Ø volume 250 days (pcs.) | 23.6695 EUR (0) |
| YTD High date | 27.9286 EUR (2024/02/15) |
| YTD Low date | 21.8911 EUR (2024/08/02) |
| 52 Weeks High date | 27.9286 EUR (2024/02/15) |
| 52 Weeks Low date | 17.0895 EUR (2023/12/04) |

Recent Research

| on sector | | on market | |
|------------|---|-----------------------|---|
| Date | | Headline | Download |
| 2024/08/12 |  | Global Equity Ratings |  |
| 2024/07/24 |  | Global Equity Ratings |  |
| 2024/07/12 |  | Global Equity Ratings |  |
| 2024/06/21 |  | Global Equity Ratings |  |
| 2024/06/14 |  | Global Equity Ratings |  |