

ABBVIE INC. FUTURE (ABVF) - EUX/202412

2024/07/19 19:03:15

Price
174.0819 USD

Difference  -2.40% (-4.28)

General attributes

Symbol	ABVFZ24
Exchange	Eurex
Currency	USD
Security type	Future
Underlying	ABBVIE INC.
Maturity	12-2024
Contract size	100

Market data

Bid (Bid size)	- USD (-)
Ask (Ask size)	- USD (-)
Open	174.0819 USD
High	174.0819 USD
Low	174.0819 USD
Close (prev. day)	178.3619 USD
Underlying	ABBVIE INC.
Underlying price (date)	172.32 (24/07/19)
Settlement price (date)	174.08 (24/07/19)
Open Interest	0

Performance and Risk

	6m	1Y	3Y
Perf (%)	+3.88%	+24.61%	-
Perf (abs.)	+6.50	+34.38	-
Beta	-	-	-
Volatility	18.47	20.04	-

Futures and Options

Related Futures	-
Related Options	-












Information about previous performance does not guarantee future performance.
Source: FactSet

Price data

Ø price 5 days Ø volume 5 days (pcs.)	174.0771 USD (0)
Ø price 30 days Ø volume 30 days (pcs.)	170.8848 USD (0)
Ø price 100 days Ø volume 100 days (pcs.)	171.1304 USD (0)
Ø price 250 days Ø volume 250 days (pcs.)	161.9240 USD (0)
YTD High date	184.5533 USD (2024/03/12)
YTD Low date	156.7824 USD (2024/05/29)
52 Weeks High date	184.5533 USD (2024/03/12)
52 Weeks Low date	73.3962 USD (2023/12/14)

Recent Research

on underlying	on sector	on market	
Date		Headline	Download
2024/07/12		Global Equity Ratings	
2024/06/21		Global Equity Ratings	
2024/06/14		Global Equity Ratings	
2024/05/29		Global Equity Ratings	
2024/04/26		Global Equity Ratings	